



# ANNUAL REPORT 2018

SOCIETY FOR CONTINUING MEDICAL EDUCATION & RESEARCH



0471 2941424



socomer@kimsglobal.com



www.kimsglobal.com



# **MEDICAL EDUCATION & RESEARCH ACTIVITIES**

**KERALA INSTITUTE OF MEDICAL SCIENCES, TRIVANDRUM**

**ANNUAL  
REPORT | 2018**

**SOCIETY FOR CONTINUING MEDICAL EDUCATION & RESEARCH**



<b>I. PREFACE</b>	<b>7</b>
<b>II. HIGHLIGHTS</b>	<b>9</b>
<b>III. DEPARTMENTAL ACTIVITIES</b>	<b>11</b>
1. ANESTHESIOLOGY	12
2. CARDIOLOGY	15
3. CRITICAL CARE	21
4. EMERGENCY MEDICINE	23
5. EAR, NOSE & THROAT	27
6. FAMILY MEDICINE	29
7. INTERNAL MEDICINE	31
8. GASTROENTEROLOGY	35
9. GENERAL SURGERY	37
10. NEONATOLOGY	39
11. NEPHROLOGY	43
12. NEUROLOGY	46
13. NEUROSURGERY	49
14. OBSTETRICS & GYNECOLOGY	51
15. ONCOLOGY	54
16. ORTHOPEDICS	57
17. PEDIATRICS	60
18. RADIO DIAGNOSIS	64
19. RESPIRATORY MEDICINE	67
20. SURGICAL GASTROENTEROLOGY	70
21. UROLOGY	72



**K**erala Institute of Medical Sciences (KIMS), Trivandrum was established in 2002 as a center of excellence in medical care and post graduate medical education. Within two years of starting the center, National Board of Examinations (NBE) recognized the merits of our faculty and the high clinical standards of our departments and granted permission to start DNB in cardiology and Radiology. Within a span of 17 years, we have become one of the largest private Post Graduate Medical Institutions in the country. Students, who graduated from our center, have won all India First Ranks with Gold medals, International and National research scholarships, fellowships and many other laurels, Today, we have become one of the most sought-after post graduate training centers in India.

We firmly believe that Continuing Medical Education (CME) and research activities are building blocks for better patient care. We conduct regular International, National or State level CME programmes with credit hours of Travancore-Cochin Medical Council and provide immense support to faculty members and students in carrying out various research activities.

This report gives detailed department wise account of the CMEs, publications, paper presentations and participations in various conferences. It also gives a brief account of the speciality training/courses offered and hosted by KIMS to International students.



Prof. G. Vijayaraghavan

Vice Chairman & Director, Medical Services,  
Dean, Academics & President, SOCOMER,  
Kerala Institute of Medical Sciences, Trivandrum, Kerala.







**1. Medical education programmes in KIMS during the year 2018**

	No. of programs	No. participants	No. hours
International Continuing Medical Education programmes (CMEs)	2	148	42
National CMEs	2	166	23
State Level CMEs	5	324	31
Internal CMEs/Workshops	137	2929	633
American Heart Association (AHA) Programs	19	468	378

**2. Conference presentations & publications in kims during the year 2018**

	Total
Papers presented in International conferences	27
Papers presented in National conferences	104
Papers presented in State conferences	93
Publications in journals & books	31

3. KIMS receiving the National award - Scroll of Honour for Teaching and Clinical excellence, National Board accredited Hospitals from Shri Vajubhai Vala Saheb, Honorable Governor, Karnataka



4. An official delegation from International and Foreign Student Relations Department of Irkutsk State Medical University, Russia

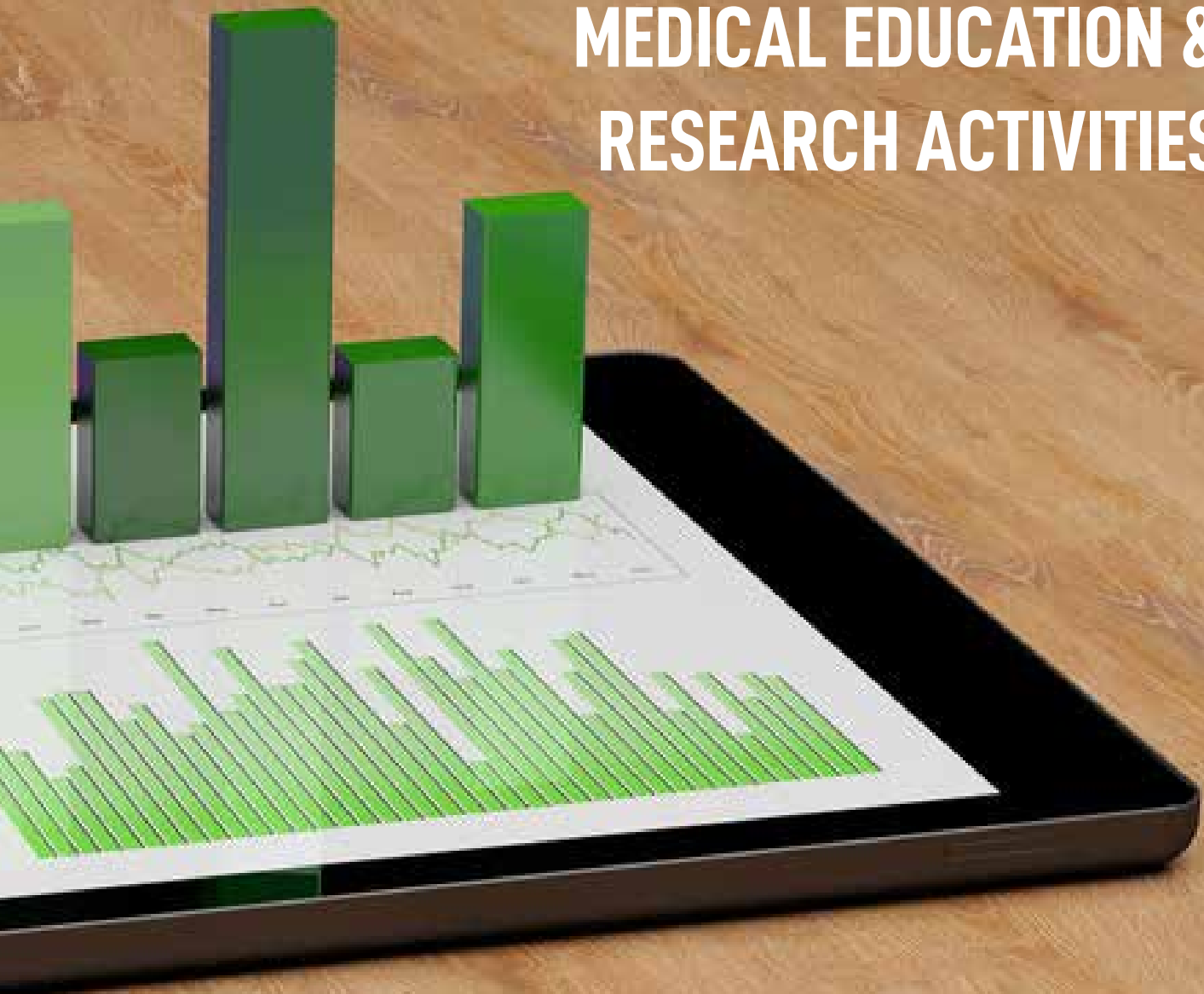


5. International academic tie-up with Irkutsk State Medical University, Russia

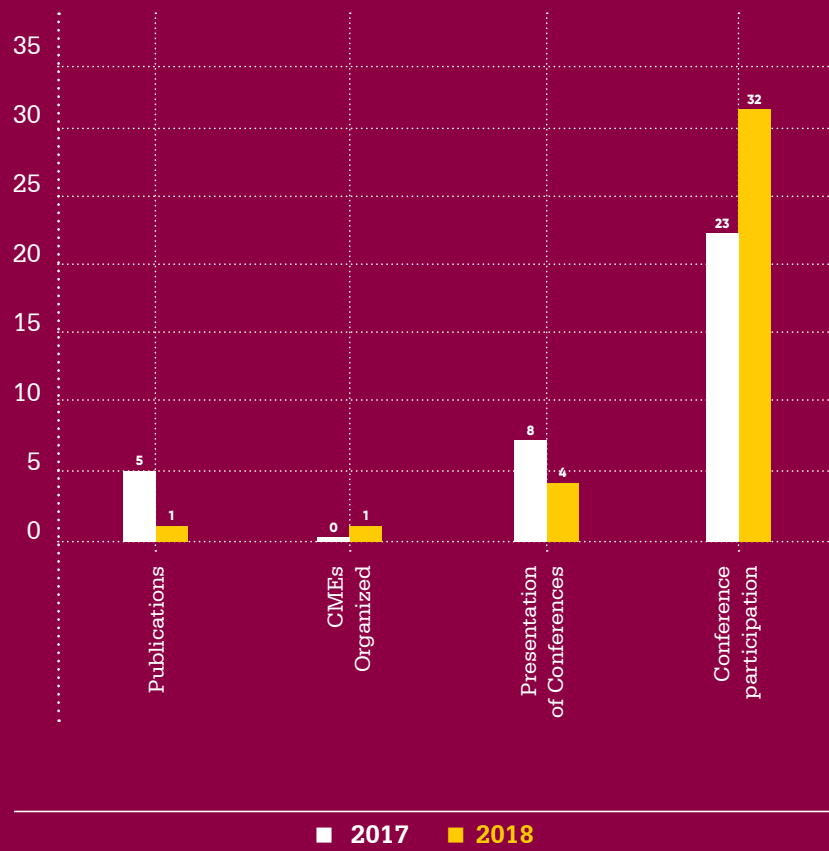




# REPORT ON CONTINUING MEDICAL EDUCATION & RESEARCH ACTIVITIES



# DEPARTMENT OF ANESTHESIOLOGY



Comparison of academic activities during 2017 & 2018

## Publication

- Sankal A, Halemani K R, Bhadrinath N. Assessment of the effect of supine posture and phonation on modified mallampati grading and its applicability in prediction of difficult airway. Mahatma Gandhi Inst Med Sci 2018;23(1):19-24.

## Continuing Medical Education Programme

- Webcast on “Master class for lyricea” was conducted on 27<sup>th</sup> April 2018 at the academic classroom and three participants attended the programme.

Paper Presentations at Conferences		
Name of the Conference, Date & Venue	Name of the presenters	Title of presentations
ISA Southzone PG assembly & ISAMIDKON 2018, 9 <sup>th</sup> and 10 <sup>th</sup> March 2018, Perinthalmanna	Dr. Midhu V Nadh	Peri-operative management of patient with ILD and apical HCM for abdominal perennial resection
Australasian anesthesia conference 2018, 1 <sup>st</sup> to 5 <sup>th</sup> November 2018, Beijing	Dr. Jacob John Theophilus	Post-operative pain management in children with scoliosis – single centre retrospective study (Abstract accepted but could not attend it)
ISACON Kerala-2018 (Annual state conference of India Society of anaesthesiologists Kerala state chapter & KPR memorial CME), 12 <sup>th</sup> to 14 <sup>th</sup> October 2018, Kottayam	Dr. Joseph Abraham	Effect of cooling the tonsillar fossa, after tonsillectomy, on the immediate postoperative pain – a randomized controlled study.

Conference Participations				
Sl. No	Name of the conference	Name of the participants	Date & Venue	Role
1	Impact vista 2018	Dr. Vijayadevi	20 <sup>th</sup> & 21 <sup>st</sup> January 2018, Trivandrum	Participant
2	MCLD-2018	Dr. Dinit Dr. Bhadrinath	January 2018, Chennai	Participant
3	SWAC-ELSO 2018 (South west asia chapter of extracorporeal life support organization)	Dr. Subash S	18 <sup>th</sup> to 21 <sup>st</sup> January 2018, New Delhi	Participant
4	10 <sup>th</sup> Annual conference of Indian association of pediatric anaesthesiologists	Dr. Chacko M Ramacha	9 <sup>th</sup> to 11 <sup>th</sup> February 2018, Hyderabad	Session chair
5	RACE 2018 (Ramachandra anesthesia continuing education)	Dr. Vijayadevi Dr. Sharan G. Soman Dr. Ahamed Roshan Dr. Ajesh A Dr. Sanu Sajan	16 <sup>th</sup> to 18 <sup>th</sup> February 2018, Chennai	Participant
6	OBSAC- 2018	Dr. Vijayadevi	4 <sup>th</sup> March 2018, Trivandrum	Participant
7	ISA south zone PG assembly & ISAMIDKON 2018	Dr. Sruthi A Dr. Aswathy Jayapal Dr. Joseph Abraham	10 <sup>th</sup> and 11 <sup>th</sup> March 2018, Perinthalmanna	Participant
8	CME on “Management of difficult airway”	Dr. Jacob John Theophilus	May 2018, KIMS Trivandrum	Participant
9	Jubilee anesthesia insight 2018	Dr. Joseph Abraham	9 <sup>th</sup> June 2018, Thrissur	Participant
10	AORA (National conference of anesthesia, India)	Dr. Vally Dr. Midhu V Nadh Dr. Joseph Abraham Dr. Joice Jacob Dr. Anish Mohan Dr. Deepu C.R.	10 <sup>th</sup> to 12 <sup>th</sup> August 2018, Trivandrum	Participant

11	KAMCON- 2018 (Faculty)	Dr. Jacob John Theophilus	18 <sup>th</sup> August 2018, Kochi	Participant
12	Difficult airway Management	Dr. Jacob John Theophilus	August 2018, KIMS Trivandrum	Participant
13	3 <sup>rd</sup> CLBS Symposium In Liver Transplant	Dr. Hashir	September 2018, New Delhi	Participant
14	Indian Society of Anesthesiologists, South Zone Conference	Dr. Chacko M Ramacha	7 <sup>th</sup> to 9 <sup>th</sup> September 2018, Tirupati	Participant
15	Crisis Resource Management	Dr. Jacob John Theophilus	October 2018, KIMS Trivandrum	Participant
16	National patient safety	Dr. Sabarish Dr. Vinod Kumar Sudevan Dr Jacob John Theophilus	December 2018, KIMS Trivandrum	Participant
17	National patient safety	Dr. Jacob John Theophilus	December 2018, KIMS Trivandrum	Session chair

## Journal Abstract

### Assessment of the effect of supine posture and phonation on modified mallampati grading and its applicability in prediction of difficult airway

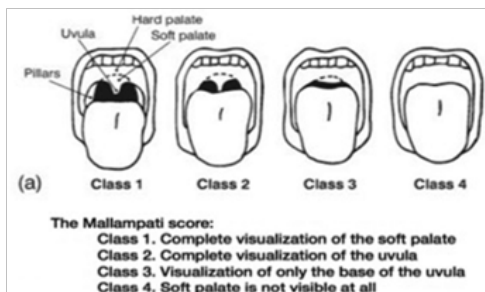
Sankal A, Halemani K, Bhadrinath N

#### Abstract

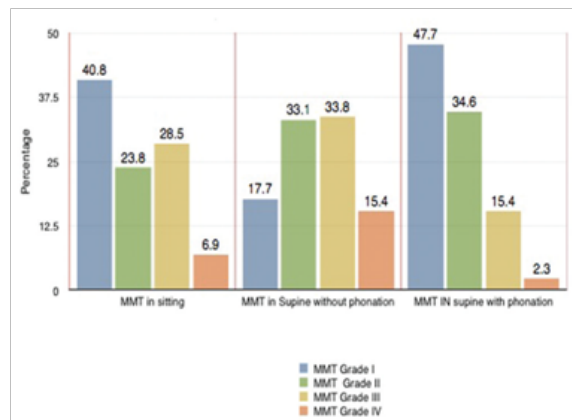
**Introduction:** As it is not always possible to do Modified Mallampati Test (MMT) in sitting position, this study was designed to test the effect of supine position and phonation on classical MMT and use of such effect in predicting difficult laryngoscopic view or difficult intubation. **Aim:** To know the effect of phonation and supine position on classical MMT grade and to establish usefulness of modification in predicting difficult laryngoscopy or intubation. **Objectives:** 1. To compare classical MMT grades with those obtained in supine position with or without phonation. 2. To correlate MMT gradings obtained in all the three variations with Modified Cormack Lehane (MCML) grading and actual difficult intubations to obtain their powers in predicting difficult laryngoscopic view and difficult intubations. **Materials and Methods:** A prospective observational study, conducted at a tertiary care hospital. Consenting, 130 adults, undergoing elective surgical procedures were included. MMT score in sitting position, in supine position with or without phonation was recorded in the preoperative area and MCML grading and actual difficulty for intubation were noted at the time of intubation. Emergency cases and patients with altered airway were excluded. **Statistics:** 'Kappa' agreement analysis was done to compare the agreement between various scores. Sensitivity, specificity, positive predictive value and negative predictive values were calculated. **Results:** Supine posture without phonation worsens the classical Mallampati grading whereas supine posture with phonation improves it. MMT in sitting and in supine position without phonation have very good agreement with each other in predicting difficult laryngoscopy and intubation. **Conclusions:** When the patient cannot sit for examination, MMT scoring can be done in supine position without phonation. Mallampati score in supine position with phonation is not recommended due to high false negatives.

#### Reference

Sankal A, Halemani K R, Bhadrinath N. Assessment of the effect of supine posture and phonation on modified mallampati grading and its applicability in prediction of difficult airway. *Mhatma gandhi Inst Med Sci* 2018;23(1):19-24.

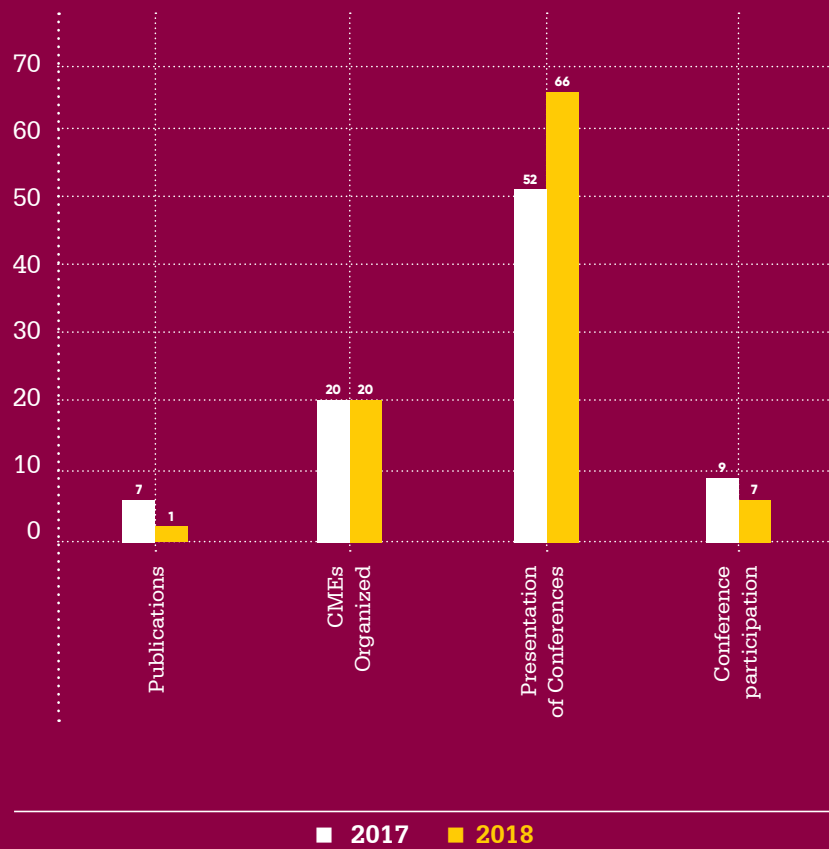


Modified Mallampati scoring



Percentage distribution of the sample according to the modified Mallampati scoring in various modifications

# DEPARTMENT OF CARDIOLOGY



Comparison of academic activities during 2017 & 2018

## Recognition

- Dr. G. Vijayaraghavan was awarded the title of Emeritus Regional Adviser to Royal College of Physicians (RCP), Edin. by the President of RCPE in October 2018

## Publications

- Soman S O, Vijayaraghavan G, Muneer A R, Ankudinov A S. Aneurysm of the saphenous vein graft after coronary artery bypass surgery. J Indian Acad Echocardiogr Cardiovasc Imaging 2018;2:124-6.
- Suman O S. Predicting factors of chronic heart failure in highly compliance patients. Siberian Medical Journal
- Vijayaraghavan G. Myocarditis in hospitalized patients with dengue fever. Proceedings of 2018 Health care and Cardiology conference and 2018 Mental Health and Neurology conference , Bangkok
- Manoj M, Joseph K, Vijayaraghavan G. Association of depression, anxiety, and stress with myocardial infarction: A case-control study. Journal of Clinical and Preventive Cardiology. 2018;7(3):86.
- Soman O S, Vijayaraghavan G, Muneer A R, Ramesh N, Harikrishnan S, Kalygin A N. Long-term outcomes of patients admitted with heart failure in a tertiary care center in India. Indian Heart Journal. 2018;70.
- Sivasankaran S, Vijayaraghavan G, Restrictive cardiomyopathy: The Indian Face. In Pradip K Deb (Ed). Jaypee Brothers Medical Publishers, India 2018, p273-292 (ISBN: 978-9352702305)

<b>Continuing Medical Education Programmes</b>				
Sl. No	Name of the programme	Type of programme	Date & Venue	No. participants
1	CME "Comprehensive echo doppler evaluation techniques (CEDET-2018)"	National level	12 <sup>th</sup> & 13 <sup>th</sup> January 2018	117
2	CME on "New developments in AF"	Internal CME	8 <sup>th</sup> February 2018	9
3	CME on "Duration of dual antiplatelet therapy after index ACS – DOT imperative"	Internal CME	23 <sup>rd</sup> February 2018	8
4	Cardiology external clinical club	Internal CME	8 <sup>th</sup> March 2018	12
5	Cardiology CME	Internal CME	31 <sup>st</sup> March 2018	7
6	CME on "Heart failure"	Internal CME	13 <sup>th</sup> April 2018	11
7	Webcast on "NOACS in atrial fibrillation"	Internal CME	17 <sup>th</sup> April 2018	9
8	CME on "Conquering challenges in HF Evidence based approach"	Internal CME	20 <sup>th</sup> April 2018	11
9	CME on "Revisiting the pathophysiology of coronary atherothrombosis and choice of OAPs in history of MI patient"	Internal CME	27 <sup>th</sup> April 2018	6
10	CME on "Revisiting the pathophysiology of coronary atherothrombosis and choice of OAPs in history of MI patient"	Internal CME	30 <sup>th</sup> April 2018	6
11	Internal CME on "Diagnostic tests and biomarkers in heart failure"	Internal CME	11 <sup>th</sup> May 2018	5
12	Webcast on "NOACS in atrial fibrillation"	Internal CME	4 <sup>th</sup> July 2018	6
13	Internal CME on "Role of beta blockers in hypertension and statins for primary prevention"	Internal CME	5 <sup>th</sup> July 2018	8
14	Internal CME on "SGLT2 inhibitors"	Internal CME	26 <sup>th</sup> July 2018	10
15	Webcast on "Optimizing stroke prevention in AF: from guidelines clinical practice"	Internal CME	30 <sup>th</sup> August 2018	5
16	Webcast on "Decade with DPP 4 inhibitors in India – myths to be busted yet"	Internal CME	30 <sup>th</sup> August 2018	6
17	Webcast on "High intensity statins in established CVD"	Internal CME	8 <sup>th</sup> October 2018	5



18	CME on "Clinicopathological correlation"	Internal CME	15 <sup>th</sup> October 2018	12
19	Internal CME on "In-hospital failure"	Internal CME	26 <sup>th</sup> October 2018	8
20	Webcast of Asia-pacific association of echocardiography on "Constrictive pericarditis"	Internal CME	20 <sup>th</sup> December 2018	3

<b>Paper Presentations at Conferences</b>				
Sl. No	Name of the Conference, Date & Venue	Name of the presenters	Title of presentations	
1	CEDET-18 (Comprehensive echo doppler evaluation techniques, 13 <sup>th</sup> and 14 <sup>th</sup> January 2018, KIMS Trivandrum	Dr. G. Vijayaraghavan Dr. K. Suresh Dr. Praveen S V Dr. Ramesh Natarajan Dr. N. P. Padmaja Dr. Dhinesh David Dr. Meera R Dr. Ramakrishna Pillai Dr. M. Zulfikar Ahamed	<ul style="list-style-type: none"> <li>• Physics of tissue doppler, strain imaging and Speckle tracking</li> <li>• Mitral valve prolapse syndrome: detailed assessment; indications for repair</li> <li>• Assessment of prosthetic valves- methods and challenges</li> <li>• Native and prosthetic valve endocarditis</li> <li>• Echo assessment of pulmonary hypertension</li> <li>• Assessing Myocardial Infarction – regional wall motion abnormality</li> <li>• Cardiac oncology echocardiography key to early detection</li> <li>• Acyanotic congenital heart disease echo evaluation as prelude to intervention</li> <li>• red herring in pediatric echocardiography</li> </ul>	
2	Lecture session on "The Clot", 16 <sup>th</sup> March 2018, Hotel Taj Vivanta, Tvm	Dr. G. Vijayaraghavan	<ul style="list-style-type: none"> <li>• The clot</li> </ul>	
3	CSI teaching session, 18 <sup>th</sup> March 2018, GMC, Trivandrum	Dr. G. Vijayaraghavan		
4	Asia PCR ( Asia PCR/Sing LIVE Suntec Convention and Exhibition), 24 <sup>th</sup> to 27 <sup>th</sup> January 2018, Singapore	Dr. Ramesh Natarajan Dr. Dhinesh David	<ul style="list-style-type: none"> <li>• Tackling non-dilatable lesion</li> <li>• Dealing with no-reflow</li> <li>• Occluded thrombus in left main coronary artery</li> </ul>	
5	Kerala state echo conference, 17 <sup>th</sup> and 18 <sup>th</sup> February 2018, Calicut	Dr. Bharat	<ul style="list-style-type: none"> <li>• Right Ventricular Infarction how to Analyse RV Wall motion Analyse</li> <li>• Premature opening of Pulmonary valve in tricuspid Stenosis</li> </ul>	
6	Echo India live 2018, 15 <sup>th</sup> to 18 <sup>th</sup> February 2018, Delhi	Dr. G. Vijayaraghavan	<ul style="list-style-type: none"> <li>• Echocardiographers dilemma: Pericardial effusion, effusive constrictive / Constrictive pericarditis vs restrictive cardiomyopathy vs Pericardial tamponade.</li> <li>• Live demonstration &amp; recorded case demonstration with interactive discussion.</li> </ul>	
7	Interventional cardiology council of Kerala, March 2018, Calicut	Dr. Ramesh Natarajan	<ul style="list-style-type: none"> <li>• Bifurcation lesions during primary angioplasty</li> </ul>	
8	Lecture session on "NOVEMBERAS", 6 <sup>th</sup> March 2018, Hotel Residency Towers, Trivandrum	Dr. G. Vijayaraghavan	<ul style="list-style-type: none"> <li>• NOVEMBERAS</li> </ul>	

9	IAE Karnataka, 1 <sup>st</sup> April 2018, Bangalore	Dr. G. Vijayaraghavan	<ul style="list-style-type: none"> <li>• Echo in restrictive cardiomyopathy</li> </ul>
10	Kerala heart rhythm society, 7 <sup>th</sup> & 8 <sup>th</sup> April 2018, Kochi	Dr. Meera R	<ul style="list-style-type: none"> <li>• Long RP Tachycardia</li> </ul>
11	Medanta echo n cardiology, today and tomorrow, 14 <sup>th</sup> and 15 <sup>th</sup> April 2018, Gurugram	Dr. G. Vijayaraghavan	<ul style="list-style-type: none"> <li>• Impact of echocardiography in day to day practice: The heart of the Matter</li> <li>• Jerky motion: Is it constrictive pericarditis</li> <li>• Decision-making in cases from real-life clinical practice</li> <li>• Case based learning in echocardiography: valvular heart disease</li> </ul>
12	Physicians club meeting, 24 <sup>th</sup> April 2018, Trivandrum	Dr. G. Vijayaraghavan	<ul style="list-style-type: none"> <li>• Influence of social media on Lipid Management</li> </ul>
13	IACCCON 2018 (National clinical Cardiology Update), 27 <sup>th</sup> to 29 <sup>th</sup> April 2018, Mumbai	Dr. Muneer A.R. Dr. G. Vijayaraghavan	<ul style="list-style-type: none"> <li>• Obstructive sleep apnea &amp; heart</li> <li>• Interesting echo cases</li> <li>• Diastolic dysfunction</li> </ul>
14	23 <sup>rd</sup> Cardiovascular summit (TCTAP), 28 <sup>th</sup> April to 1 <sup>st</sup> May 2018, Korea	Dr Ramakrishna Pillai Dr Dhinesh David	<ul style="list-style-type: none"> <li>• Occluded thrombus in left main coronary artery treatment strategies</li> </ul>
15	Echo Nagpur conference 2018 valvular heart disease, 10 <sup>th</sup> to 12 <sup>th</sup> August 2018, Nagpur	Dr. G. Vijayaraghavan	<ul style="list-style-type: none"> <li>• All about valves</li> <li>• Pericardial diseases – acute, constriction, recurrent, tamponade, mimickers of constriction</li> <li>• Mystery cases</li> <li>• All you wanted to know – heart failure</li> <li>• Strain echo quiz</li> <li>• Cardio – oncology: a must for all</li> <li>• Echo in systemic disease</li> <li>• Ischemic heart disease and complications</li> <li>• Basic, standardization, current guidelines, clinical application</li> <li>• Cases from the delegates: You show , we judge</li> <li>• Echo in critical care unit – diagnosing shock, echo based management of shock, lung ultrasound, echo for bleeding patient and many more</li> <li>• Right ventricle and hepatic veins</li> </ul>
16	Interventional cardiology council of Kerala, 11 <sup>th</sup> and 12 <sup>th</sup> August 2018, Kochi	Dr. Ramesh Natarajan	<ul style="list-style-type: none"> <li>• LM bifurcation stenting</li> <li>• All in one – Potpourri of complex PCI</li> </ul>
17	2018 Health care and cardiology conference, 16 <sup>th</sup> to 26 <sup>th</sup> September 2018, Bangkok	Dr. G. Vijayaraghavan	<ul style="list-style-type: none"> <li>• Driving awareness to fight against the growing crisis of Heart Failure</li> </ul>
18	Parumala Cardiology conference, 30 <sup>th</sup> September 2018, Parumala	Dr. G. Vijayaraghavan	<ul style="list-style-type: none"> <li>• Diagnostic work up and echocardiography in PH</li> </ul>
19	ECHO INDIA 2018, 4 <sup>th</sup> October 2018, Chennai - Presentation	Dr. G. Vijayaraghavan	<ul style="list-style-type: none"> <li>• RV functions in daily practice like RVFAC, TAPSE, RV-TDI (Session in charge)</li> <li>• Early morning unforgettable cases from around the globe (Session in charge)</li> <li>• Valvular regurgitation: basic &amp; advanced techniques in evaluation &amp; quantification. (Expert Critique )</li> <li>• Value of strain imaging in heart failure</li> </ul>

		Dr Ram Narendar  Dr Arun Prakash  Dr Muneer A R  Dr Bharath	<ul style="list-style-type: none"> <li>• Is pulmonary venous flow pattern useful in the clinical diagnosis</li> <li>• Interpret doppler strips shown by the masters</li> <li>• A case of chronic hypothyroidism with unique features and the importance of thyroid replacement in a very slow manner</li> <li>• Localized pericardial effusion</li> <li>• Reversible myocardial disease demonstrated with strain imaging – A case of Takosubo cardiomyopathy and a case of myocarditis before and after treatment</li> <li>• A case of mitral regurgitation in an adult</li> </ul>
20	Annual medicine CME session XV conducted by Department of the General Medicine, 14 <sup>th</sup> October 2018, Thiruvalla	Dr. G. Vijayaraghavan	<ul style="list-style-type: none"> <li>• Clinical approach to chest pain in ER.</li> </ul>
21	Second annual conference of society for coronary intervention and physiology, 12 <sup>th</sup> to 14 <sup>th</sup> October 2018, Chennai	Dr. Ramesh Natarajan	<ul style="list-style-type: none"> <li>• IVUS in ostial LAD lesion</li> </ul>
22	CSI 2018 (Cardiological society of India), 23 <sup>rd</sup> and 24 <sup>th</sup> November 2018, Mumbai	Dr. Muneer A R  Dr. G. Vijayaraghavan	<ul style="list-style-type: none"> <li>• Relationship between TSH and BMI in patients with IHD and hypothyroidism</li> <li>• Diastology – simplified</li> <li>• My best echo case - straight from the asters (Case presentation)</li> </ul>
23	RCP-2018, 9 <sup>th</sup> December 2018, Mysore	Dr. G. Vijayaraghavan	<ul style="list-style-type: none"> <li>• Optimal medical management of cardiac failure: limitations in real world practice</li> </ul>

<b>Conference Participations</b>				
Sl. No	Name of the conference	Name of the participants	Date & Venue	Role
1	India Live 2018	Dr. Arun Hari	1 <sup>st</sup> to 3 <sup>rd</sup> March 2018, Chennai	Participant
2	ICCK	Dr. Ramesh Natarajan	16 <sup>th</sup> & 17 <sup>th</sup> March 2018, Kochi	Faculty
3	IACCCON 2018 (National clinical cardiology update)	Dr. Pankaj	27 <sup>th</sup> to 29 <sup>th</sup> April 2018, Mumbai	Participant
4	MID- TERM MEET-2018	Dr. Arun Hari	11 <sup>th</sup> to 13 <sup>th</sup> May 2018, Hyderabad	Participant
5	IVUS at Sakakibara heart institute	Dr. Ramesh Natarajan	June 2018, Japan	Participant
6	Cardiological society of India	Dr. G. Vijayaraghavan Dr. Ramakrishna Pillai	4 <sup>th</sup> November 2018, Perinthalmanna	Chairperson

## Journal Abstract

### Aneurysm of the saphenous vein graft after coronary artery bypass surgery.

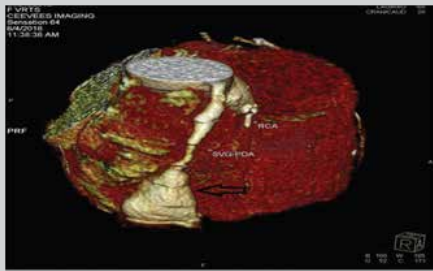
Suman O S, Vijayaraghavan G, Muneer, A R

#### Abstract

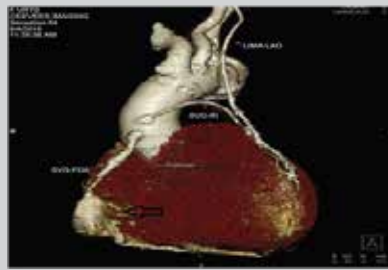
There are limited studies on heart failure in Indian population Objective: Present study aimed to assess the in-hospital 90-day and two year outcomes in patients with ischemic (IHD-HF) and non ischemic heart failure (NIHD-HF). Methods: Patients with NYHA Class III & IV, who were admitted to our intensive care unit with heart failure (HF), were evaluated and followed up for 2 years. Results: In our cohort of 287 patients, there were 192 (66.9%) males and 95 (33.1%) females. Patients were divided into IHD-HF of 180 (62.7%) patients and NIHD-HF of 107 (37.3%) patients. Mean age of IHD-HF group was 66 (+/- 10) and in the NIHD-HF group was 61 (+/- 11). Prevalence of HF increased with age in the IHD-HF population and there was no relation with age in the NIHD-HF population. Patients readmitted within 90 days in the IHD-HF were 56 % (n=101) and in the NIHD-HF were 32.7 % (n=35) [p= 0.001]. Two- year recurrent admissions were 69.4 % (n=125) in the IHD-HF patients and 52.3 % (n=56) in the NIHD-HF patients, respectively (p=0.004). Mortality at 90 days in the IHD-HF patients was 26.6 % (n= 48) and in NIHD-HF patients were 14.9 % (n=16) [p= 0.021]. Two-year mortality was 42.3 % (n=76) in the IHD-HF patients and 29.9 % (n=32) in the NIHD-HF patients, respectively (p=0.037). Conclusions: HF in IHD-HF heralds a bad prognosis with recurrent hospitalizations and high mortality when compared to patients with NIHD-HF.

#### Reference

Soman S O, Vijayaraghavan G, Muneer A R, Ankudinov A S. Aneurysm of the saphenous vein graft after coronary artery bypass surgery. *J Indian Acad Echocardiogr Cardiovasc Imaging* 2018;2:124-126.

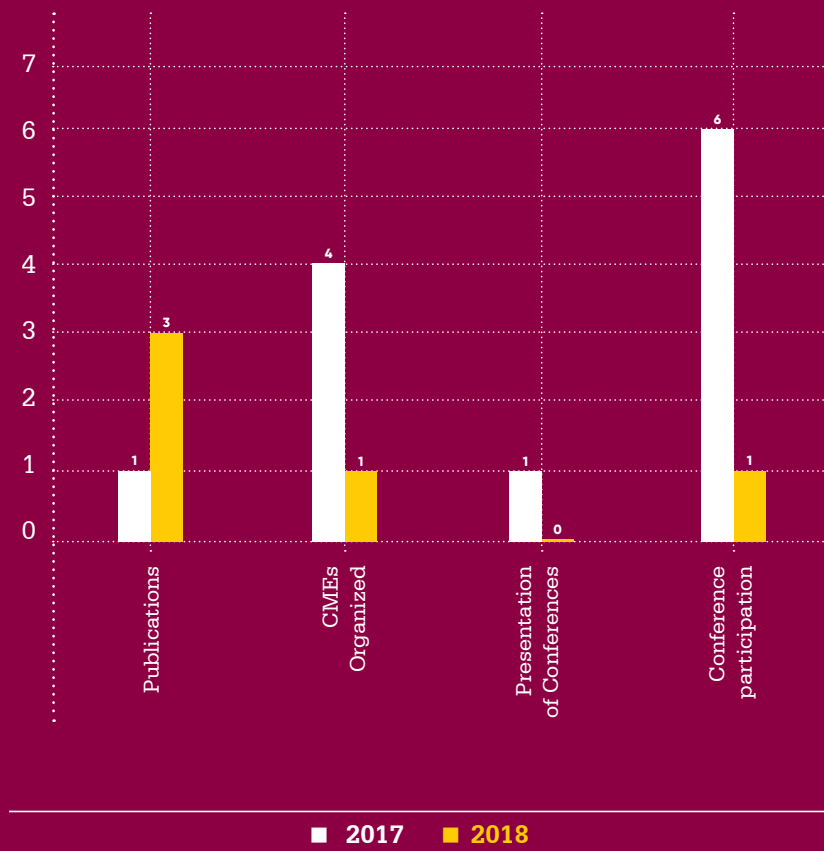


Computed tomography coronary angiography showing the aneurysm



Computed tomography coronary angiography showing the aneurysm and posterior descending coronary artery

# DEPARTMENT OF CRITICAL CARE MEDICINE



Comparison of academic activities during 2017 & 2018

## Publications

- Sureshkumar V K, Vijayan D, Kunhu S, Mohamed Z, Thomas S, Raman M. Thromboelastographic analysis of hemostatic abnormalities in dengue patients admitted in a Multidisciplinary Intensive Care Unit: a cross-sectional study. *Indian J Crit Care Med* 2018;22:238-42.
- Suresh Kumar V K, Vijayan D, Kunhu S, Varghese B. Ultrasonographic analysis of the anatomical relationship between femoral vessels in the upper part of thigh in critically ill patients – a cross sectional study. *Int J Med Res Rev* 2018; 6(08): 471-476. doi:10.17511/ijmrr.2018.i08.12.
- Sureshkumar V K, Deepak V, Ramakrishna R, Jayasree N S. Success rate of volume based feeding in intensive care unit, an observational study. *J. Med. Sci. Clin. Res.* 2018;06(06): 181-186

## Continuing Medical Education Programme

- Webcast on “Enteral nutrition” was conducted on 21st March 2018 at the 11th level conference hall and there were nine participants for this programme.

## Conference Participation

- Dr Deepak Vijayan participated in the International conference “LIVES 2018 (European society of intensive care medicine)” on 20th to 25th October 2018, Paris

## Journal Abstract

### Thromboelastographic Analysis of Hemostatic Abnormalities in Dengue Patients Admitted in a Multidisciplinary Intensive Care Unit: A Cross-sectional Study.

Sureshkumar V K, Vijayan D, Kunhu S, Mohamed Z, Thomas S, Raman M

#### Abstract

Background: Dengue fever is an important tropical infection causing significant mortality. The pathophysiology of hematological abnormalities in dengue remains poorly studied. In this study, we analyzed the hematological abnormalities by thromboelastography (TEG). Methods: This cross-sectional study evaluated complicated dengue patients with TEG. Thromboelastographic variables were categorized into six patterns: factor deficiency, platelet dysfunction, enzymatic hypercoagulability, combined enzymatic and platelet hypercoagulability, primary fibrinolysis, and secondary hyperfibrinolysis. Results: Twenty-five patients were analyzed for coagulation abnormalities by TEG. Coagulation factor deficiency pattern was noted in 11 patients (44%) whereas 3 patients (12%) were found to have low fibrinogen level pattern. Low platelet function was noted in 4 (16%) patients. Enzymatic hypercoagulability and combined enzymatic and platelet hypercoagulability were noted in one patient each (4.5%). Secondary fibrinolysis was noted in 1 patient (5%) and primary fibrinolysis in 3 (15.8%) patients. Factor deficiency pattern and low fibrinogen pattern were not significantly associated with hepatitis ( $P > 0.05$ ). Activated partial thromboplastin time (aPTT) was not found to be significantly associated with factor deficiency pattern ( $P = 0.10$ ) and low fibrinogen pattern ( $P = 0.20$ ). Platelet count was not found to be significantly associated with platelet function ( $P = 0.54$ ). Conclusion: Factor deficiency pattern was the major abnormality noted in dengue patients followed by platelet dysfunction and primary fibrinolysis. Platelet count did not show significant association with platelet function. aPTT did not show significant association with factor deficiency and low fibrinogen patterns. Factor deficiency pattern and low fibrinogen pattern did not show significant association with hepatitis.

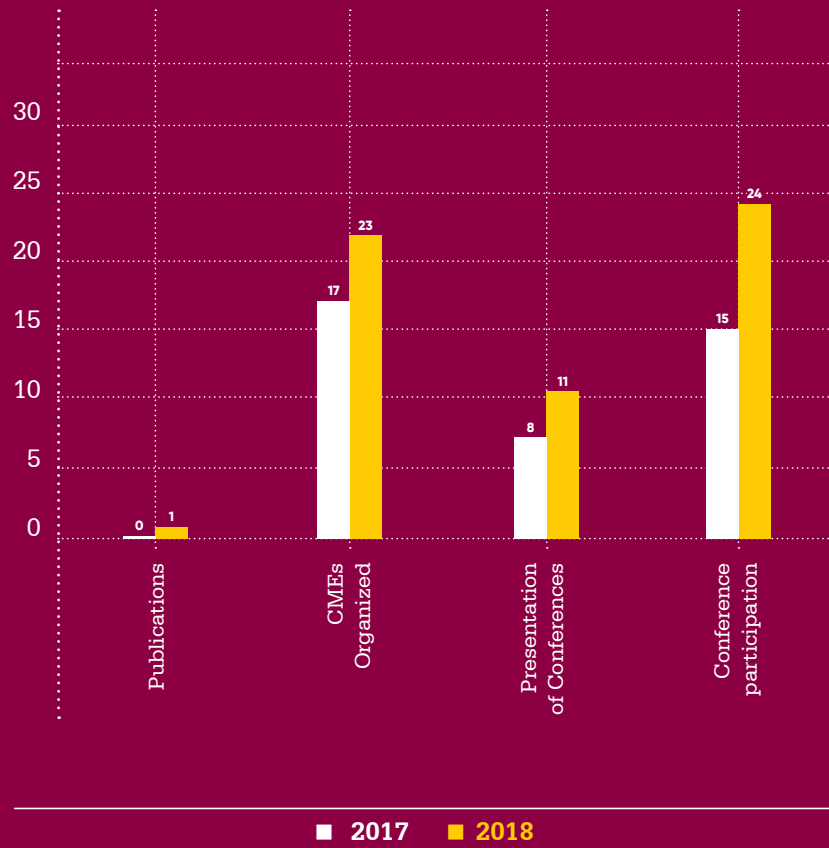
#### Reference

Sureshkumar V K, Vijayan D, Kunhu S, Mohamed Z, Thomas S, Raman M. Thromboelastographic analysis of hemostatic abnormalities in dengue patients admitted in a Multidisciplinary Intensive Care Unit: a cross-sectional study. *Indian J Crit Care Med*. 2018;22:238-42.



Decision flow chart for different thromboelastography patterns

# DEPARTMENT OF EMERGENCY MEDICINE



Comparison of academic activities during 2017 & 2018

## Recognitions

Dr Sreejith & Dr Waseem won 2nd place in the quiz competition and Dr Bhadra Menon secured 2nd place in the young faculty presentation competition at the 10th Annual National CME by Emergency Physicians Association: PACE 2018

## Publication

- Samuel A E, Chakrapani A, Moideen F. Accuracy of extended focused assessment with sonography in trauma (e-FAST) performed by Emergency Medicine residents in a level one Tertiary Center of India. Adv J Emerg Med 2018;2(3):1-3.

Continuing Medical Education Programmes				
Sl. No	Name of the programme	Type of programme	Date & Venue	No. participants
1	Lecture series and bed side teaching sessions by Dr Deepali Sharma, Consultant, Upstate Medical Center, Syracuse, New York	Internal CME	11 <sup>th</sup> to 16 <sup>th</sup> February 2018	15
2	Lecture series and bed side teaching sessions by Dr Andrea Ferrari, Clinical Fellow, Wilderness Medicine, Upstate Medical Center, Syracuse, New York	Internal CME	19 <sup>th</sup> to 23 <sup>rd</sup> May 2018	15
3	Internal CME on "Wilderness medicine"	Internal CME	23 <sup>rd</sup> May 2018	16
4	Emergency Life Support	Internal CME	9 <sup>th</sup> June 2018	19
5	Internal CME on "Cardiac arrest in pregnancy"	Internal CME	13 <sup>th</sup> November 2018	12
6	Lecture series and bed side teaching sessions by Dr Louise Prince, Upstate Medical Center, Syracuse, New York	Internal CME	19 <sup>th</sup> to 23 <sup>rd</sup> November 2018	15
7	AHA BLS & ACLS provider courses	AHA courses	18 <sup>th</sup> to 20 <sup>th</sup> January 2018	28
8	AHA BLS & ACLS provider courses	AHA courses	31 <sup>st</sup> January to 2 <sup>nd</sup> February 2018	24
9	AHA BLS & ACLS provider courses	AHA courses	18 <sup>th</sup> to 20 <sup>th</sup> March 2018	32
10	AHA BLS & ACLS provider courses	AHA courses	5 <sup>th</sup> to 7 <sup>th</sup> April 2018	27
11	AHA BLS & ACLS provider courses	AHA courses	12 <sup>th</sup> to 14 <sup>th</sup> April 2018	26
12	AHA BLS & ACLS provider courses	AHA courses	3 <sup>rd</sup> to 5 <sup>th</sup> May 2018	26
13	AHA BLS & ACLS provider courses	AHA courses	28 <sup>th</sup> to 30 <sup>th</sup> May 2018	30
14	AHA BLS & ACLS provider courses	AHA courses	28 <sup>th</sup> to 30 <sup>th</sup> June 2018	28
15	AHA BLS & ACLS provider courses	AHA courses	5 <sup>th</sup> to 7 <sup>th</sup> July 2018	27
16	AHA BLS & ACLS provider courses	AHA courses	19 <sup>th</sup> to 21 <sup>st</sup> July 2018	22
17	AHA BLS & ACLS provider courses	AHA courses	2 <sup>nd</sup> to 4 <sup>th</sup> August 2018	27
18	AHA BLS & ACLS provider courses	AHA courses	2 <sup>nd</sup> to 4 <sup>th</sup> August 2018	27
19	AHA BLS & ACLS provider courses	AHA courses	6 <sup>th</sup> to 8 <sup>th</sup> Sep 2018	28
20	AHA BLS & ACLS provider courses	AHA courses	26 <sup>th</sup> to 28 <sup>th</sup> October 2018	26
21	AHA BLS & ACLS provider courses	AHA courses	1st to 3rd November 2018	23
22	AHA BLS & ACLS provider courses	AHA courses	30 <sup>th</sup> November to 1 <sup>st</sup> December 2018	5
23	AHA BLS & ACLS provider courses	AHA courses	6 <sup>th</sup> to 8 <sup>th</sup> December 2018	28



<b>Paper Presentations at Conferences</b>			
Sl. No	Name of the Conference, Date & Venue	Name of the presenters	Title of presentations
1	AETLS 2018 (Amritha emergency and trauma life support), 5 <sup>th</sup> to 7 <sup>th</sup> March 2018, Kochi	Dr. Anoop T C	<ul style="list-style-type: none"> <li>• Approach to arrhythmias</li> <li>• Gynecological emergencies</li> </ul>
2	CME at hotel Central Residency, 18 <sup>th</sup> April 2018, Trivandrum	Dr. Gangalal G M	<ul style="list-style-type: none"> <li>• Traumatic head injury - ED perspective</li> </ul>
3	Pushpagiri emergency medicine annual conference (PEMAC), 29 <sup>th</sup> April 2018, Thiruvalla	Dr. Anoop T C	<ul style="list-style-type: none"> <li>• NIV – Donning the mask</li> </ul>
4	EMCON 2018 National annual conference of society for emergency medicine, 15 <sup>th</sup> to 17 <sup>th</sup> November 2018, Bangalore	Dr Anoop T C Dr Bhadra A Menon Dr Sreejith Dr Sai Pooja Sadasivan	<ul style="list-style-type: none"> <li>• AMS in the aged</li> <li>• High velocity RTA-laryngeal trauma</li> <li>• Aortic dissection in marfans—A case report</li> <li>• Relevance of MET In reduction of in hospital mortality and morbidity</li> </ul>
5	PACE 2018 - Program on advances in critical care & emergency medicine, 22 <sup>nd</sup> and 23 <sup>rd</sup> December 2018, Trivandrum	Dr Bhadra A Menon Dr Sreejith Dr Anoop T C Dr Gangalal G M	<ul style="list-style-type: none"> <li>• Ocular USG in the ED</li> <li>• Thromboelastography in EM (Young Faculty Lecture)</li> <li>• Biomarkers in emergency Medicine</li> <li>• Cardiac resuscitation in pregnancy</li> </ul>

<b>Conference Participations</b>				
Sl. No	Name of the conference	Name of the participants	Date & Venue	Role
1	ANLS - Neurological life support course	Dr. Seema	25 <sup>th</sup> and 26 <sup>th</sup> February 2018, New Delhi	Participant
2	NEMBRIC - National emergency medicine board review of India course	Dr. Mervin Dr. Monalisa Dr. Seema Dr. Sandipan	19 <sup>th</sup> to 23 <sup>rd</sup> February 2018, New Delhi	Participant
3	AIIMS Neurological Life Support	Dr. Harish	25 <sup>th</sup> and 26 <sup>th</sup> February 2018, New Delhi	Participant
4	SEMICON - Society for emergency medicine India exam refresher course	Dr. Issam Dr. Reshmi Dr. Harish Dr. Nidha Dr. Mervin	16 <sup>th</sup> to 18 <sup>th</sup> March 2018, Mumbai	Participant
5	AETLS 2018 ( Amritha emergency and trauma life support	Dr. Nidha Raj A Dr. Suja Mathew Dr. Reshmi Dr. Ardra A Menon	5 <sup>th</sup> to 7 <sup>th</sup> March 2018, Kochi	Participant
6	2 <sup>nd</sup> International emergency ultrasound course	Dr. Anooja Dr. Bhadra Dr. Sreejith Dr. Anooja	14 <sup>th</sup> and 15 <sup>th</sup> July 2018, Bangalore	Participant
7	Pediatric emergency medicine assembly	Dr Bhadra Dr Sreejith Dr Akash	12 <sup>th</sup> September 2018, USA	Participant
8	ACEP 2018 - American college of emergency physicians scientific assembly	Dr Bhadra Dr Sreejith	1 <sup>st</sup> to 4 <sup>th</sup> October 2018, San Diego, USA	Participant

## Journal Abstract

### **Accuracy of Extended Focused Assessment with Sonography in Trauma (e-FAST) Performed by Emergency Medicine Residents in a Level One Tertiary Center of India.**

Samuel A E, Chakrapani A, Moideen F

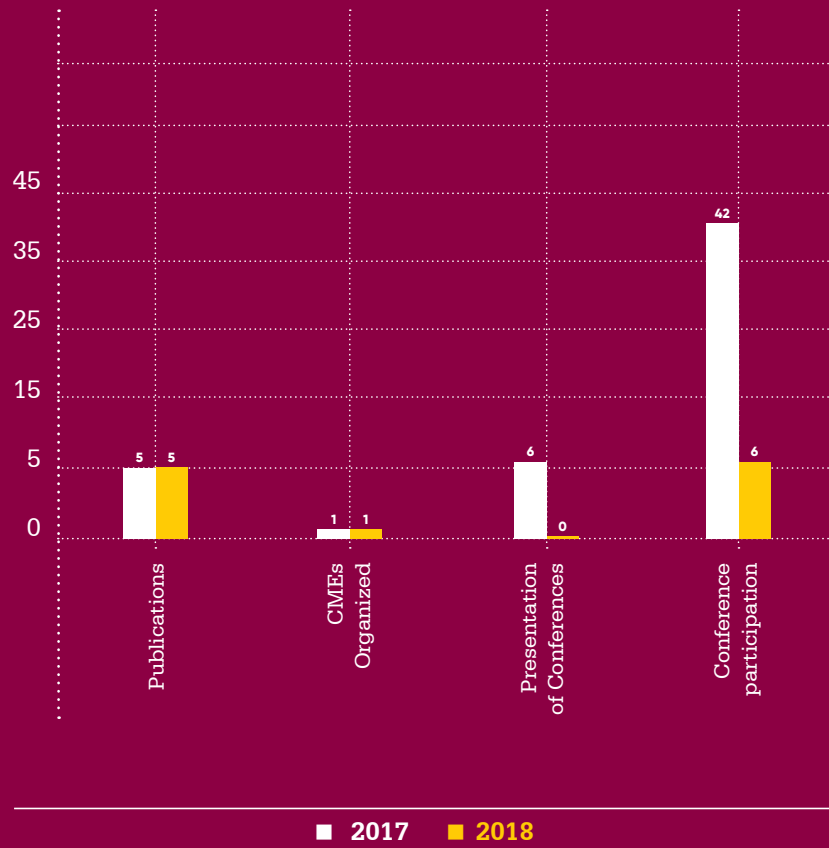

#### **Abstract**

**Introduction:** It could be claimed that extended focused assessment with sonography for trauma (e-FAST) is the most important use of ultrasound in every emergency department (ED). It is a rapid, repeatable, non-invasive bedside method that was designed to answer one single question, which is, "whether free fluid is present in the peritoneal, pleural and pericardial cavity or not?" This examination may also be used to evaluate the lungs for pneumothorax. **Objective:** The current comparative study was conducted to assess the accuracy and reproducibility of e-FAST performed by emergency medicine residents (EMRs) and radiology consultants (RCs) in multiple trauma patients. **Method:** This diagnostic accuracy study was conducted prospectively in patients presenting over a period of 12 months from January 1, 2013, to December 31, 2013 to the ED of Kerala Institute of Medical Sciences (KIMS), Kerala, India. All multiple trauma patients older than 18 years of age presenting within 24 hours of their traumatic event, who underwent both e-FAST and thoracoabdominal computed tomography (CT) scan were included. The e-FAST exams were first performed by the EMRs and then by RCs. The thoracoabdominal CT scan findings were considered as the gold standard. The results were compared between both groups to assess the inter-observer variability. The sensitivity, specificity, positive predictive value (PPV), negative predictive value (NPV), and accuracy were calculated both for EMRs and RCs. **Results:** In the study period, 150 patients with a mean age of  $42.06 \pm 18.1$  years were evaluated (76.7% male). Only 19 cases (12.7%) had a history of fall from a height, and the others were admitted due to RTA. Thirty-four cases (22.7%) did not require surgery; but the others underwent various interventions. Both EMRs and RCs reported positive findings in 20 cases (13.3%) and negative findings in 130 cases (86.7%). The correlation of e-FAST done by EMRs with that by RCs was 100%. E-FAST exam had a sensitivity of 90.4%, specificity 99.2%, PPV 95.0%, NPV 98.4%, and accuracy 98%, both for EMRs and RCs. **Conclusion:** Based on the findings, the sensitivity, specificity, and accuracy of e-FAST exams performed by EMRs were equal to those performed by RCs. It seems that e-FAST performed by EMRs were almost accurate during the initial trauma resuscitation in the ED of a level one trauma center in India.

#### **Reference**

Samuel A E, Chakrapani A, Moideen F. Accuracy of extended focused assessment with sonography in trauma (e-FAST) performed by Emergency Medicine residents in a level one Tertiary Center of India. *Adv J Emerg Med* 2018;2(3):1-3.

# DEPARTMENT OF ENT



Comparison of academic activities during 2017 & 2018

## Publications

- Thankappan K, Subramania Iyer K, and Menon J R, Dysphagia Management in Head and Neck Cancers A Manual and Atlas: A Manual and Atlas. 2018.
- Menon JR, Krishnan RB. Transnasal Esophagoscopy and Esophageal Manometry. In: Thankappan K, Iyer S, Menon JR, editors. Dysphagia Management in Head and Neck Cancers [Internet]. Singapore: Springer Singapore; 2018 [cited 2019 May 3]. p. 83–8. Available from: [http://link.springer.com/10.1007/978-981-10-8282-5\\_7](http://link.springer.com/10.1007/978-981-10-8282-5_7)
- Menon JR, Issac ME, Iyer S, Thankappan K. Phagosurgery: Surgical Management of Dysphagia. In: Thankappan K, Iyer S, Menon JR, editors. Dysphagia Management in Head and Neck Cancers [Internet]. Singapore: Springer Singapore; 2018 [cited 2019 May 3]. p. 147–59. Available from: [http://link.springer.com/10.1007/978-981-10-8282-5\\_14](http://link.springer.com/10.1007/978-981-10-8282-5_14)
- Menon JR, Raj AR. Setting Up a Swallowing Clinic. In: Thankappan K, Iyer S, Menon JR, editors. Dysphagia Management in Head and Neck Cancers [Internet]. Singapore: Springer Singapore; 2018 [cited 2019 May 3]. p. 399–404. Available from: [http://link.springer.com/10.1007/978-981-10-8282-5\\_33](http://link.springer.com/10.1007/978-981-10-8282-5_33)
- Mayadevi M, Thankappan K, Limbachiya S V, Vidhyadharan S, Villegas B, Ouyoung M, Balasubramanian D, Menon J R, Sinha U, Iyer S. Interdisciplinary Telemedicine in the Management of Dysphagia in Head and Neck. *Dysphagia*. 2018 Aug;33(4):474-480.

## Continuing Medical Education Programme

- KIMS laryngology update 2018, a state level conference, was conducted on 15th and 16th April 2018 at the Osler Hall, KIMS North and there were 45 participants for this CME.

Conference Participations				
Sl. No	Name of the conference	Name of the participants	Date & Venue	Role
1	The association of otolaryngologists of India	Dr. Suresh Kumar M	5 <sup>th</sup> to 7 <sup>th</sup> January 2018, Indore	Participant
2	Annual hands on cadaver dissection workshop and live surgery	Dr. Anish Bava Salim	24 <sup>th</sup> to 27 <sup>th</sup> October 2018, Dubai	Participant
3	OTOKAN 2018(Live surgical workshop on ear surgery	Dr. Thahsina Dr. Seetha Murali Dr. Jasmi Joy	14 <sup>th</sup> to 16 <sup>th</sup> December 2018, Nagercoil	Participant
4	FACE 2018 (Indian academy of otorhinolaryngology head and neck Surgery )	Dr. Anish Bava Salim	28 <sup>th</sup> to 30 <sup>th</sup> December 2018, Chennai	Participant

## Journal Abstract

### Interdisciplinary Telemedicine in the Management of Dysphagia in Head and Neck.

Mayadevi M, Thankappan K, Limbachiya S V, Vidhyadharan S, Villegas B, Ouyoung M, Balasubramanian D, Menon J R, Sinha U, Iyer S.

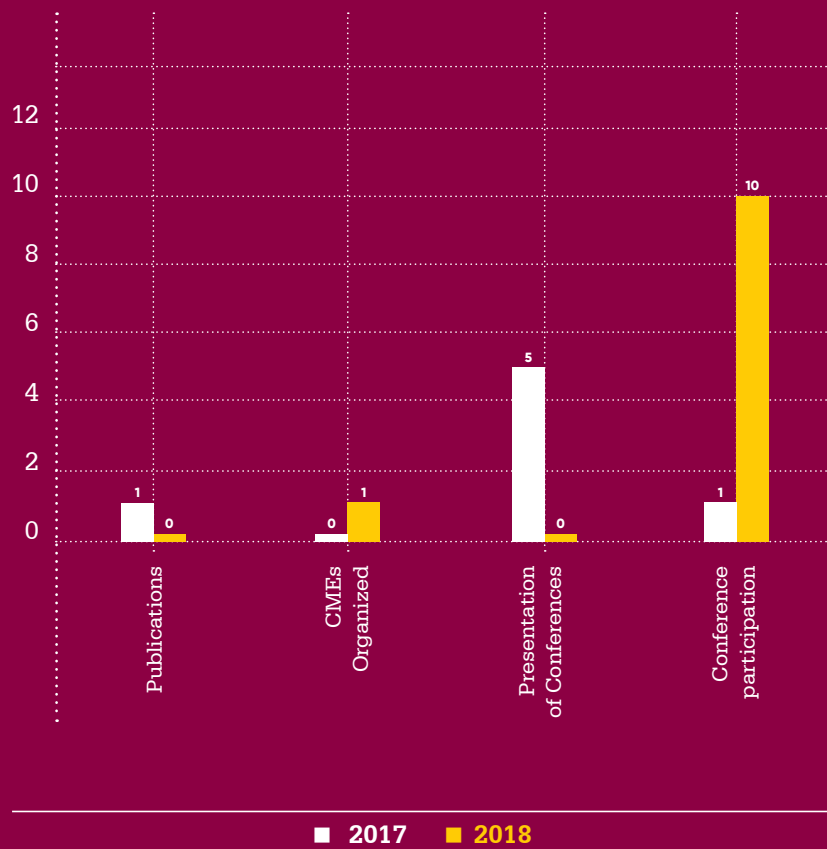
#### Abstract

The study considered the feasibility and impact of interdisciplinary telemedicine discussions in the management of post-treatment dysphagia in patients with head and neck tumors. This is a retrospective analysis of patients with persistent dysphagia after treatment for head and neck pathology, at an institute in India. The cases were discussed in the telemedicine meeting conducted between host institute and a second unit in the United States. A monthly meeting was organized, using an internet-based video conference system. The ongoing swallowing problems and management were presented, and through discussions, a plan for further management was formulated and carried out. The Functional Oral Intake Scale (FOIS) was measured before and after the implementation of the plan. Twenty-six patients were discussed, out of which, 22 were head and neck malignancies. The recommendations concurred with that of the host unit in 18, differed for three and additive in five patients. The pre-treatment mean FOIS was 1.46 with a standard deviation of 0.989 and post-treatment mean improved to 3.92 with a standard deviation of 1.809 ( $p < 0.0001$ ). The present study supports the success of an interdisciplinary telemedicine meeting to manage difficult cases of dysphagia in head and neck. The outcome in terms of the FOIS score improved significantly after implementing them. In addition to the direct patient benefits, the meeting helped to facilitate interdepartmental collaboration between two units treating similar sets of patients across the globe, in specialized clinical areas like dysphagia management.

#### Reference

Mayadevi M, Thankappan K, Limbachiya S V, Vidhyadharan S, Villegas B, Ouyoung M, Balasubramanian D, Menon J R, Sinha U, Iyer S. *Interdisciplinary Telemedicine in the Management of Dysphagia in Head and Neck. Dysphagia* 2018 Aug;33(4):474-480.

# DEPARTMENT OF FAMILY MEDICINE



Comparison of academic activities during 2017 & 2018

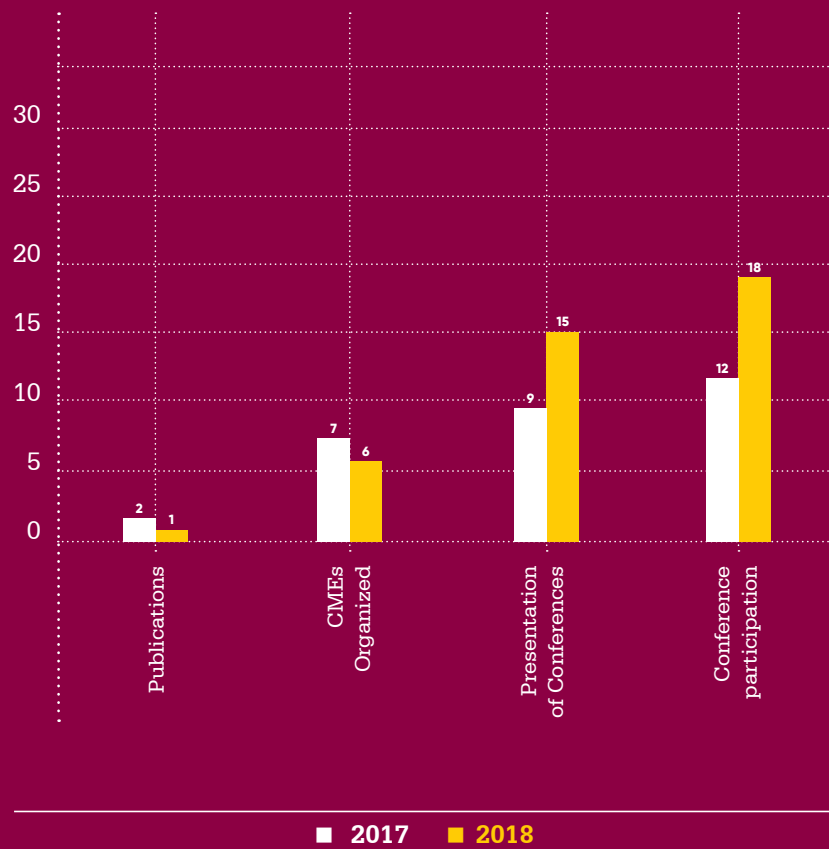
### **Continuing Medical Education Programme**

- MRCGP(INT) orientation workshop was organized on 6th and 7th January 2018 at the 11th level conference hall and there were 15 doctors from various parts of Kerala.

### **Conference Participations**

- Dr Reenu Thomas, Dr Bindhu Bhaskaran, Dr Jisha V, Dr Prashob N, Dr Nasiya O and Dr Namita participated in the AFPICON KERALA 2018 (Academy of Physician of India), 26th and 27th January 2018, Thiruvalla
- Dr Bindhu Bhaskaran participated in the Calicut Medical College – PG update 2018 on 4th March 2018, Calicut
- Dr Nasiya O, Dr Jisha V and Dr Bindhu Bhaskaran participated in the OSCE Workshop for DNB Family Medicine on 17th March 2018, Bangalore

# DEPARTMENT OF INTERNAL MEDICINE\*



Comparison of academic activities during 2017 & 2018

*\*Academic activities from Departments of Endocrinology and Hematology were also included*

## Recognitions

- Abstract “Organ damage progression and long term safety of Belimumab (BEL) in patients with SLE. An extension of PIVOTAL phase 3 BLISS studies” by R F Van Vollenhoven, S V, Navarra, R A Levy, Mathew Thomas, A Health, was accepted for presentation at Annual European Congress of Rheumatology, EULAR 2018, 13th to 16th June 2018 in Amsterdam.
- Abstract “Incidence of mycobacterium tuberculosis disease following renal transplant, in a tertiary care hospital in South India” by Dr Satish Balan, Dr Rajalakshmi Arjun, Dr Ramdas Pisharody, Dr Praveen Murlidharan and Dr Sherin Shiny was accepted for presentation at International congress on transplantation - The Transplantation Society, 30th June to 5th July 2018 in Madrid, Spain.
- Abstract entitled “Clinical profile of patients with burkholderia cepacia complex bacteremia” by Dr Rajalakshmi A, Ms Aswathy, Mr Sujad and Ms Aisha, Department of infection control, has been selected for a poster presentation at ID Week 2018, held from 3rd to 7th October 2018 in San Francisco, CA.
- Dr Said Jabir won first prize for case presentation on “Meloidosis - a case series” in API Kerala chapter – Annual Conference held on 13th and 14th January 2018 in Kozhikode

## Paper Publication

- Thomas M, Yadav M K, George E. Partial Splenic Artery Embolization for the Treatment of ITP: A Case Series-Pilot Study. J Clin Interv Radiol ISVIR 2018.

Continuing Medical Education Programmes				
Sl. No	Name of the programme	Type of programme	Date & Venue	No. participants
1	CME “Initiating insulin therapy: clinical benefit of new insulin co-formulation”	Internal	8 <sup>th</sup> March 2018	18
2	CME on “Case discussion session”	Internal	2 <sup>nd</sup> June 2018	14
3	CME on Hemato-oncology	State level	3 <sup>rd</sup> June 2018	47
4	RCP Web-symposium on “Infectious Disease”	Internal	14 <sup>th</sup> June 2018	14
5	CME on “Practical approaches to advance diabetes care”	Internal	8 <sup>th</sup> August 2018	38
6	MRCP Excel Paces course	International	1 <sup>st</sup> to 4 <sup>th</sup> October 2019	48

Paper Presentations at Conferences			
Sl. No	Name of the Conference, Date & Venue	Name of the presenters	Title of presentations
1	API Kerala chapter – Annual conference, 13 <sup>th</sup> and 14 <sup>th</sup> January 2018, Kozhikode	Dr. Elsa George Dr. Said Jabir	<ul style="list-style-type: none"> <li>• Melioidosis –a case series</li> <li>• A rare case of brucellosis</li> </ul>
2	API 2018 (Annual conference of association physician of India), 21 <sup>st</sup> to 25 <sup>th</sup> February 2018, Bangalore	Dr. Mathew Thomas Dr. Karrothu Trimurthulu Dr. Sinu Jayaprasad Dr. Sowmya Susheela	<ul style="list-style-type: none"> <li>• Approach to a patient with polycythemia</li> <li>• A rare combination of Dubin Johnson Syndrome with autoimmune hemolytic anemia and Ichthyosis</li> <li>• An interesting case of Melioidosis</li> <li>• Acquired hemophilia occurring in setting of positive lupus anticoagulant &amp; other auto antibodies</li> </ul>
3	Hemato-Oncology, 3rd June 2018, Trivandrum	Dr. Mathew Thomas	<ul style="list-style-type: none"> <li>• Anemia of chronic disease</li> </ul>
4	EULAR 2018 (Annual European congress of rheumatology, 13th to 16th June 2018, Amsterdam)	Dr. Mathew Thomas	<ul style="list-style-type: none"> <li>• Organ damage progression and long term safety of Belimumab (BEL) in patients with SLE. An extension of PIVOTAL phase 3 BLISS studies</li> </ul>



5	KIMSFET-2018, 8 <sup>th</sup> and 9 <sup>th</sup> June 2018, KIMS Trivandrum	Dr. Mathew Thomas	• Ventriculomegaly
6	International congress on transplantation, 30 <sup>th</sup> June to 5 <sup>th</sup> July 2018, Canada	Dr. A. Rajalakshmi	• Incidence of mycobacterium tuberculosis disease following renal transplant, in a tertiary care hospital in south India
7	JPEF 6 <sup>TH</sup> –Annual global diabetes convention, 11 <sup>th</sup> and 12 <sup>th</sup> August 2018, Trivandrum	Dr. Mathew Thomas	• The concomitant presence of different anti-FVIII IgG subclasses is associated with the persistence of anti-FVIII inhibitor in patient with severe hemophilia A in the SIPPET cohort Study: Development of prediction Model
8	HAEMATOCON 2018 (Annual conference of the Indian society of hematology and blood transfusion), 26 <sup>th</sup> to 28 <sup>th</sup> October 2018, Kochi	Dr. Sanooja Pinki	• Quality is not a destination: A three year journey through quality indicators
9	TRANSMEDCON 2018 (Indian society of transfusion medicine), 22 <sup>nd</sup> to 25 <sup>th</sup> November 2018, Kochi	Dr. Sanooja Pinki	• Autoimmune hemolytic anemia – laboratory predictors of clinical outcome, response and prognosis • Anaphylaxis to single donor platelet (SDP) Transfusion- A case report with definite imputability & grade IV severity
10	Microcon 2018 (Annual conference of Indian association of medical microbiologists), 28 <sup>th</sup> November to 2 <sup>nd</sup> December 2018, Bangalore	Dr. Rajalakshmi A	• Case studies on film array

### Conference Participations

Sl. No	Name of the conference	Name of the participants	Date & Venue	Role
1	API Kerala chapter – Annual Conference	Dr Mathew Thomas Dr Hari T A Dr Elsa George Dr Said Jabir	13 <sup>th</sup> and 14 <sup>th</sup> January 2018, Kozhikode	Participant
2	Malabar endocrinology society – MENDOS 2018	Dr. Hari T A	21 <sup>st</sup> January 2018, Calicut	Participant
3	APICON 2018, 73 <sup>rd</sup> annual conference	Dr. Hari T A	22 <sup>nd</sup> 25 <sup>th</sup> February 2018, Bangalore	Participant
4	CMT international development programme	Dr. Ajit Thomas	February 2018, UK	Participant
5	ICON 2018	Dr. Jacob John	23 <sup>rd</sup> to 25 <sup>th</sup> March 2018, Kochi	Participant
6	DNB practical workshop	Dr. Vandana G Hari Dr. Akhila Raj	23 <sup>rd</sup> to 26 <sup>th</sup> March 2018, Secunderabad	Participant
7	European hematology association international conference	Dr. Mathew Thomas	June 14 <sup>th</sup> to 15 <sup>th</sup> 2018, Stockholm	Participant
8	TRENDO 2018 (6 <sup>th</sup> Annual conference of endocrine society)	Dr. Nishanth David Thomas	7 <sup>th</sup> and 8 <sup>th</sup> July 2018, Pondicherry	Participant
9	API Kerala Chapter, 2 <sup>nd</sup> quarterly conference	Dr. Ajit Thomas	29 <sup>th</sup> July 2018, Adoor	Judge
10	Annual conference of hemostasis-8,	Dr. Mathew Thomas	11 <sup>th</sup> and 12 <sup>th</sup> August 2018, Bangalore	Faculty
11	JPEF 6 <sup>TH</sup> –Annual global diabetes convention	Dr. Hari T A	11 <sup>th</sup> and 12 <sup>th</sup> August 2018, Trivandrum	Participant

12	ENDO Update 2018 bones and minerals	Dr. Nishanth David Thomas	8 <sup>th</sup> and 9 <sup>th</sup> September 2018, New Delhi	Participant
13	I D Week 2018 (Advancing Science improving care)	Dr. A. Rajalakshmi	3 <sup>rd</sup> to 7 <sup>th</sup> October 2018, San Francisco	Participant
14	ESICON (Annual conference of endocrine society of India)	Dr. Nishanth David Thomas	14 <sup>th</sup> to 17 <sup>th</sup> November 2018, Bhubaneswar	Participant

## Journal Abstract

### Partial splenic artery embolization for the treatment of ITP: A case series-pilot study

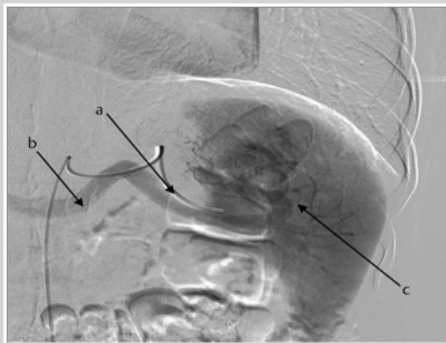
Thomas M, Yadav M K, George E.

#### Abstract

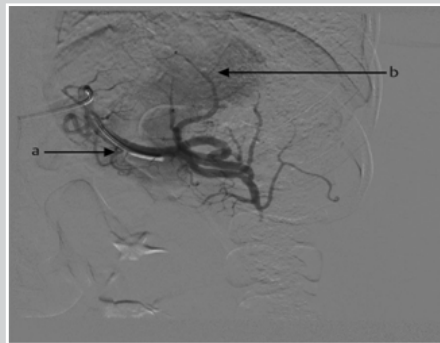
The purpose of this pilot study was to assess the effectiveness of partial splenic artery embolization (PSE), in the treatment and management of immune thrombocytopenia (ITP). Six patients with ITP who underwent PSE were followed up. The condition was either refractory to medications like steroids, intravenous immunoglobulin, immunosuppressants, or required very high doses of these drugs which could not be tapered down. Five out of six patients did not have good response even after adding immunosuppressants to steroids. The 6 patients who underwent PSE were followed up to 7 to 18 months with an average duration of 3.5 years. A therapeutic effect was defined as a platelet count of > 10,000/cumm (level below which spontaneous bleeding is likely to occur) at the last follow-up date with marked decrease in drug dosage. A good response was seen in all the patients – their doses of drugs could be reduced considerably and all had platelet count well above 10,000 during the last follow up after PSE. None of the patients who underwent embolization had any serious complications.

#### Reference

Thomas M, Yadav M K, George E. Partial Splenic Artery Embolization for the Treatment of ITP: A Case Series-Pilot Study. *J Clin Interv Radiol ISVIR* 2018.

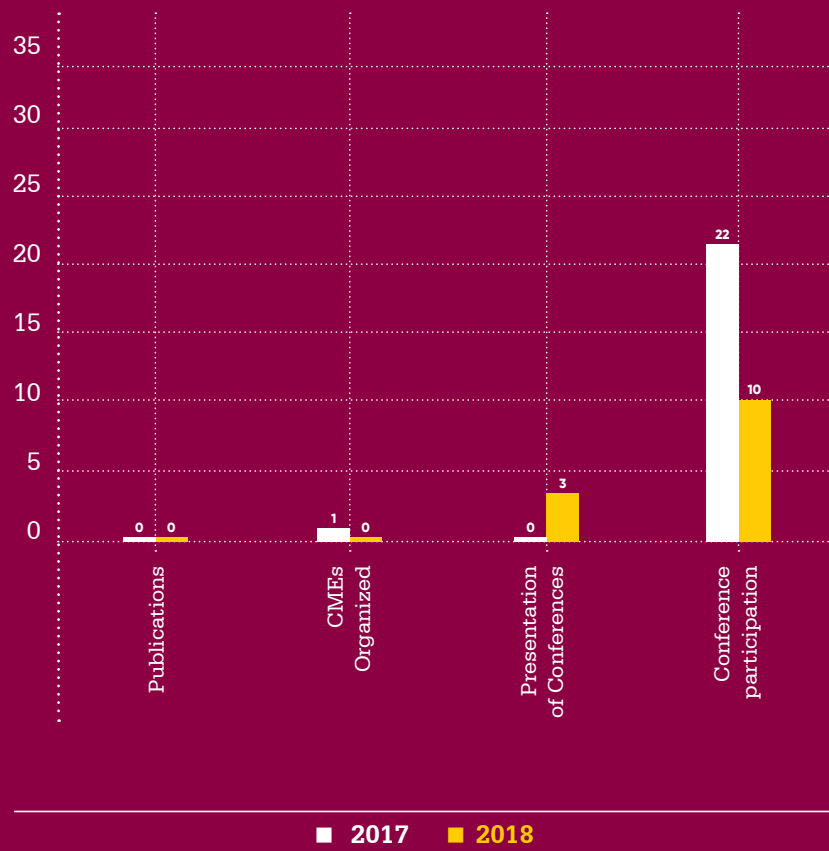


Splenic artery angiogram showing splenic parenchymal blush: (a) Catheter in splenic artery (b) Splenic vein (c) Splenic blush



Postembolization splenic angiogram showing residual splenic blush in 25% of parenchyma: (a) Splenic arter. (b) Residual splenic parenchymal blush

# DEPARTMENT OF GASTROENTEROLOGY



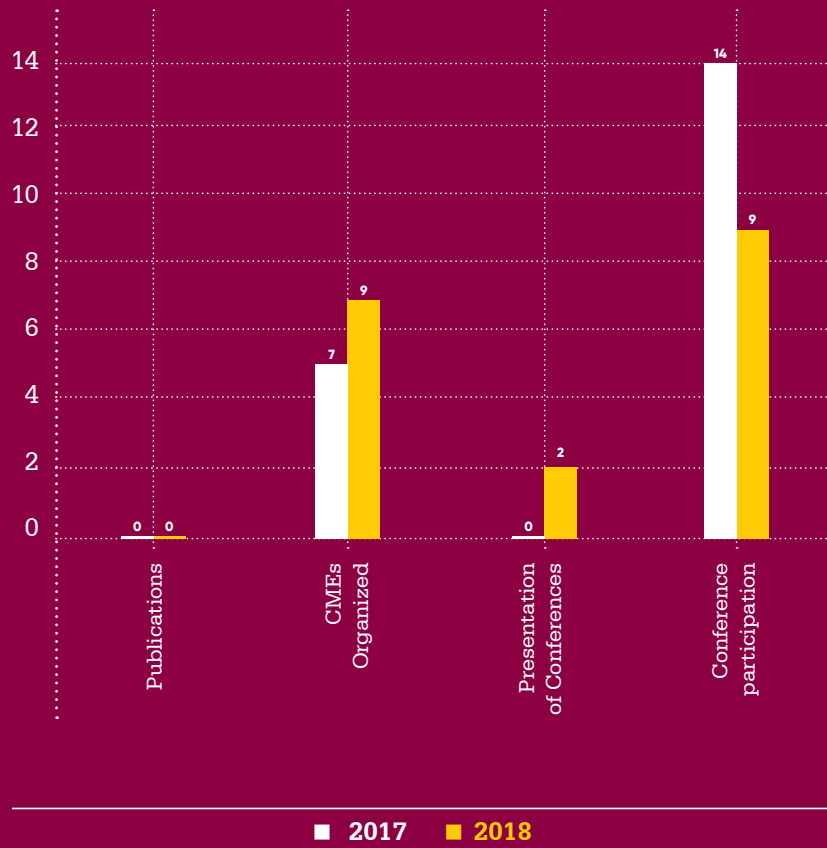
Comparison of academic activities during 2017 & 2018

## Paper Presentations at Conferences

- Dr Benjamine Khiangte, Dr Ajith K Nair, Dr Harish Kareem and Dr Madhu Sasidharan presented a paper on "Prevalence and determinants of hepatopulmonary syndrome in patients with decompensated chronic liver disease" and Dr Subhash Chandra Joshi, Dr Ajith K Nair, Dr Harish Kareem and Dr Madhu Sasidharan presented a poster on "Predictors of mortality after acute variceal bleeding In patients with cirrhosis, attending a tertiary care centre" at the Indian national association for study of the liver, 2nd to 5th August 2018, Delhi
- Dr Sunil Raviraj presented a paper on "Ammonia in ALF retrospective observational study" at the ISGCON-2018, 28th November to 1st December 2018, Cochin

<b>Conference Participations</b>				
Sl. No	Name of the conference	Name of the participants	Date & Venue	Role
1	Gastroenterology young masters	Dr. Asok Kumar B Dr. Benjamine Khiangte Dr. Subhash Chandra Joshi	19 <sup>th</sup> to 21 <sup>st</sup> January 2018, Bangalore	Participant
2	APASL-2018 (Asian pacific association for the study of the liver )	Dr. Sunil Raviraj K	14 <sup>th</sup> to 18 <sup>th</sup> March 2018, New Delhi	Participant
3	EASL 2018 (The International liver congress 2018)	Dr. Madhu Sasidharan	11 <sup>th</sup> to 15 <sup>th</sup> April 2018, Paris	Participant
4	EPL conference 2018	Dr. Madhu Sasidharan Dr. Harish Kareem	21 <sup>st</sup> to 23 <sup>rd</sup> September 2018, Delhi	Participant
5	AASLD (The liver meeting)	Dr. Madhu Sasidharan	9 <sup>th</sup> to 13 <sup>th</sup> November 2018, San Francisco	Participant
6	ISGCON-2018	Dr. Vijosh V K Dr. Sunil Raviraj K	28 <sup>th</sup> November to 1 <sup>st</sup> December 2018, Cochin	Participant

# DEPARTMENT OF GENERAL SURGERY



Comparison of academic activities during 2017 & 2018

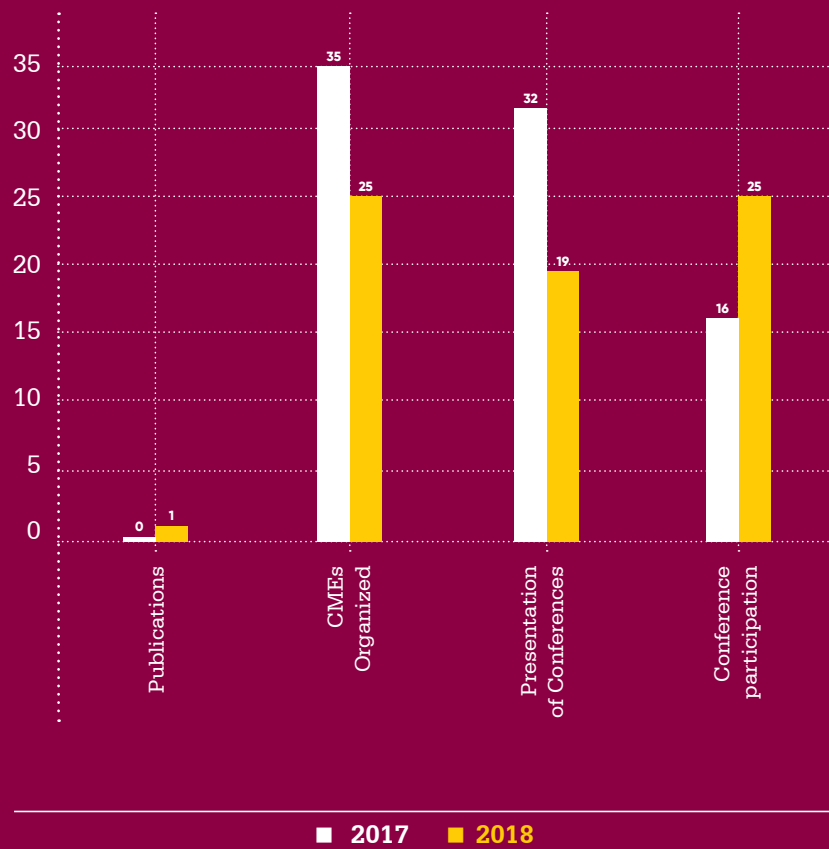
## Paper Presentations at Conferences

- Dr Shafy Ali Khan S L presented a paper on “Live Surgeries” at the MISCON 2018, held on 21st and 22nd July 2018, Kochi
- Dr Ashwini Reddy and Dr P Anil Kumar presented a poster on “Soft Tissue Sarcoma” at the ASICON Kerala Chapter-2018, held on 8th and 9th September 2018, Thiruvalla

<b>Continuing Medical Education Programmes</b>				
Sl. No	Name of the programme	Type of programme	Date & Venue	No. participants
1	Clinicopathological meeting	Internal CME	6th June 2018	61
2	Clinicopathological meeting	Internal CME	4th July 2018	72
3	Clinicopathological meeting	Internal CME	1st August 2018	105
4	CME on “ERAS protocol”	Internal CME	13th August 2018	38
5	Clinicopathological meeting	Internal CME	10th October 2018	113
6	Surgical skill training workshop on Bowel anastomosis, episiotomy & perineal repair, knotting, suturing & abdominal wall closure, basic lap & intra corporeal suturing	Internal CME	10th October 2018	32
7	Cinicopathological meeting	Internal CME	20th December 2018	85

<b>Conference Participations</b>				
Sl. No	Name of the conference	Name of the participants	Date & Venue	Role
1	MISCON 2018 (Minimally invasive surgeries)	Dr. Shafy Ali Khan S L	21st to 22 <sup>nd</sup> July 2018, Kochi	Faculty
2	Regional refresher course -ASI	Dr. T. Ashwini Reddy Dr. P. Anil Kumar	27 <sup>th</sup> to 29 <sup>th</sup> July 2018, Bangalore	Participant
3	ASICON Kerala chapter-2018	Dr Nishant Lal Dr Aiswarya R Pillai	8 <sup>th</sup> and 9 <sup>th</sup> September 2018, Tiruvalla	Participant
4	Manipal surgery clinifest 2018	Dr Nishant Lal Dr Aiswary Pillai	21 <sup>st</sup> to 23 <sup>rd</sup> September 2018, Manipal	Participant
5	ASICON 2018 (National conference of the association of surgeons of India)	Dr. P. Anil Kumar Dr. T. Ashwini	26 <sup>th</sup> to 30 <sup>th</sup> December 2018, Chennai	Participant

# DEPARTMENT OF NEONATOLOGY



Comparison of academic activities during 2017 & 2018

## Recognitions

- Dr Salini, obtained 2nd prize for poster presentation on “Intact outcome of VLBW babies after implementation of early aggressive nutrition strategy - a cohort study” at the SOUTH NEOCON 2018 held on 10th & 11th February 2018 in Palakkad
- Dr Sujith secured 2nd prize for presentation on “Management OGF upper airway disorders in neonate -a December experience” at the Mid-Neocon Kerala 2018 held on 23rd September 2018 in Trivandrum

## Paper Publication

- Daniel R. Attention-deficit/hyperactivity disorder management: A biopsychosocial model. Indian Journal of Child Health, 5(6), 393-396.

<b>Continuing Medical Education Programmes</b>				
Sl. No	Name of the programme	Type of programme	Date & Venue	No. participants
1	Research methodology session on “Meta-analysis and systematic review”	Internal CME	9 <sup>th</sup> January 2018	11
2	CME on “Know your antibiotics” Focused Learning Series 2	State level	21 <sup>th</sup> January 2018	134
3	Research methodology session on “Sample Size estimation”	Internal CME	31 <sup>st</sup> January 2018	7
4	Research methodology session on “ROC Curve”	Internal CME	27 <sup>th</sup> February 2018	10
5	Research methodology Session on “Statistical significance”	Internal CME	6 <sup>th</sup> March 2018	9
6	Research methodology Session on “Study designs”	Internal CME	17 <sup>th</sup> April 2018	10
7	Research methodology Session “Zotero - An online reference manager for research activities”	Internal CME	24 <sup>th</sup> April 2018	24
8	CME on “Primary immunodeficiency disorders”	Internal CME	5 <sup>th</sup> June 2018	40
9	Research methodology Session on “Sample size estimation”	Internal CME	19 <sup>th</sup> June 2018	14
10	CME on “Benefits of TCV”	Internal CME	21 <sup>st</sup> June 2018	16
11	Research methodology Session on “Discussion on deficiencies in thesis”	Internal CME	3 <sup>rd</sup> July 2018	13
12	Research Methodology Session on “Discussion on survival analysis”	Internal CME	17 <sup>th</sup> July 2018	28
13	Research methodology Session on “Thesis protocol workshop”	Internal CME	27 <sup>th</sup> July 2018	22
14	Breast feeding awareness program as a part of breast feeding Week 2018	Internal CME	6 <sup>th</sup> August 2018	18
15	Research methodology Session on “Forest plot”	Internal CME	28 <sup>th</sup> August 2018	15
16	Research methodology Session on “Systematic review”	Internal CME	4 <sup>th</sup> Sep 2018	20
17	Research methodology Session on “Test significance –session 2”	Internal CME	11 <sup>th</sup> Sep 2018	16
18	Research methodology Session on “Test significance - session 3”	Internal CME	23 <sup>rd</sup> October 2018	20
19	Teaching Programme on “Neonatology case discussion”	State level CME	3 <sup>rd</sup> November 2018	12
20	Research methodology Session on “Diagnostic study”	Internal CME	13 <sup>th</sup> November 2018	18
21	World prematurity week 2018 celebration Prematurity – together for a good start	State level CME	15 <sup>th</sup> November 2018	59



22	Endocrine problems in new born. Focused leaning Series -3	State level CME	15 <sup>th</sup> November 2018	55
23	CME on “Exclusive human milk diet”	Internal CME	23 <sup>rd</sup> November 2018	6
24	Research methodology Session on “Diagnostic study session-2”	Internal CME	4 <sup>th</sup> December 2018	11
25	“STABLE” workshop	State level CME	10 <sup>th</sup> December 2018	32

<b>Paper Presentations at Conferences</b>			
Sl. No	Name of the Conference, Date & Venue	Name of the presenters	Title of presentations
1	SOUTH NEOCON 2018, 10 <sup>th</sup> and 11 <sup>th</sup> February 2018, Palakkad	Dr. Naveen Jain Dr. Salini S Dr. Deepa James and Dr. Salini Dr. Deepa James and Dr. Salini Dr. Deepa James Dr. Salini	<ul style="list-style-type: none"> <li>• Long standing dilemma- Let's talk them out now</li> <li>• PCR-can it improve microbe detection in HAI</li> <li>• Congenital diaphragmatic hernia: 10 year experience from a tertiary center in India.</li> <li>• Neonatal Volkmann ischemic contracture- case report</li> <li>• Bronchopulmonary dysplasia in indian preterm infants – 5 year experience from a tertiary care center.</li> <li>• Intact outcome of VLBW babies after implementation of early aggressive nutrition strategy - a cohort study</li> </ul>
2	Mid-NEOCON Kerala 2018, 23 <sup>rd</sup> September 2018, Trivandrum	Dr Sujith Dr Amrit	<ul style="list-style-type: none"> <li>• Management of upper airway disorders in neonate -a December experience</li> <li>• Metabolic bone disease whom should we screen</li> </ul>
3	NEOCORE 2018 ( Neonatal Conference on Research and Expert talks) , 8 <sup>th</sup> to 10 <sup>th</sup> March 2018, Vellore	Dr. Ajay Prakaash T R	<ul style="list-style-type: none"> <li>• Newborn screening – What we have learned from our experience</li> </ul>
4	National Conference on Early Intervention Trends & Challenges, 23 <sup>rd</sup> to 24 <sup>th</sup> March 2018, Kottayam	Dr. Reeba Ann Daniel	<ul style="list-style-type: none"> <li>• Early Detection of Developmental Delay – Challenges</li> </ul>
5	KIMSFET-2018, 8 <sup>th</sup> & 9 <sup>th</sup> June 2018, KIMS Trivandrum	Dr. Naveen Jain	<ul style="list-style-type: none"> <li>• Postnatal Outcome of IUGR Babies</li> </ul>
6	First National Neo-Neurocon 2018, 13 <sup>th</sup> to 15 <sup>th</sup> July 2018, Bangalore	Dr. Reeba Ann Daniel	<ul style="list-style-type: none"> <li>• Bench to Practice – Organization of follow up service Risk stratification Blue book</li> </ul>
7	Neurodevelopment workshop, 12 <sup>th</sup> July 2018, Bangalore	Dr. Naveen Jain Dr. Reeba Ann Daniel Dr. Anand N	<ul style="list-style-type: none"> <li>• Hammersmith Neonatal Neurological Examination</li> <li>• General movement assessment</li> <li>• Assessment of at risk infant</li> </ul>
8	Mid-NEOCON 2018, 23 <sup>rd</sup> September 2018, Trivandrum	Dr. Swathi	<ul style="list-style-type: none"> <li>• Aggressive Nutrition and ROP</li> <li>• Aggressive Nutrition and BPD Change in intact outcomes of ULBW after implementation of aggressive nutrition strategies</li> </ul>

Conference Participations				
Sl. No	Name of the conference	Name of the participants	Date & Venue	Role
1	Research methodology workshop	Dr. Swathy Dr. Vivek Raju	22 <sup>nd</sup> to 24 <sup>th</sup> January 2018, Chennai	Participant
2	General movements Course India	Dr Reeba Ann Daniel	26 <sup>th</sup> February to 3 <sup>rd</sup> March 2018, Bangalore	Participant
3	Therapeutic hypothermia workshop	Dr. Ajay Prakash	9 <sup>th</sup> March 2018, Chennai	Participant
4	Neo- Neurocon 2018	Dr. Sujith Kumar Reddy Dr. Ajay Prakaash	13 <sup>th</sup> to 15 <sup>th</sup> July 2018, Bangalore	Participant
5	Amplitude integrated EEG workshop	Dr. Ajay Prakash	13 <sup>th</sup> July 2018, Chennai	Participant
6	WORLD TSC conference 2018	Dr. Rajesh Chandran	26 <sup>th</sup> to 29 <sup>th</sup> July 2018, USA	Participant
7	International Autism Conference 2018	Dr. Reeba Ann Daniel	16 <sup>th</sup> to 18 <sup>th</sup> August 2018, Trivandrum	Participant
8	8 <sup>th</sup> PGI – NICU – point of care Echocardiography workshop	Dr. Amrith Dr. Alok	17 <sup>th</sup> and 18 <sup>th</sup> September 2018, Chandigarh	Participant
9	Midnecon 2018	Dr. Swathy Dr. Naveen Jain Dr. Jyothi Prabhakar Dr. Femitha P Dr. Anand N. Dr. Amrit Dr. Sujith Reddy	23 <sup>rd</sup> September 2018, Trivandrum	Participant
10	Quality workshop	Dr. Femitha P Dr. Jyothi Prabhakar	24 <sup>th</sup> September 2018, Trivandrum	Participant
11	IEM CME SRMC	Dr. Sujith Reddy	September 2018, Chennai	Participant
12	Workshop on bailey scale of infant development	Dr. Shalini	September 2018, Trivandrum	Participant
13	Workshop on systematic reviews and meta-analysis	Dr. Sujith Reddy	November 2018, Bangalore	Participant
14	Preterm baby care (POCQI)	Dr. Anand N	19 <sup>th</sup> & 20 <sup>th</sup> November 2018, New Delhi	Participant
15	Global autism convention 2018	Dr. Reeba Ann Daniel	10 <sup>th</sup> to 12 <sup>th</sup> December 2018, Bangalore	Participant

## Journal Abstract

### Attention-deficit/hyperactivity disorder management: A biopsychosocial model

Daniel R

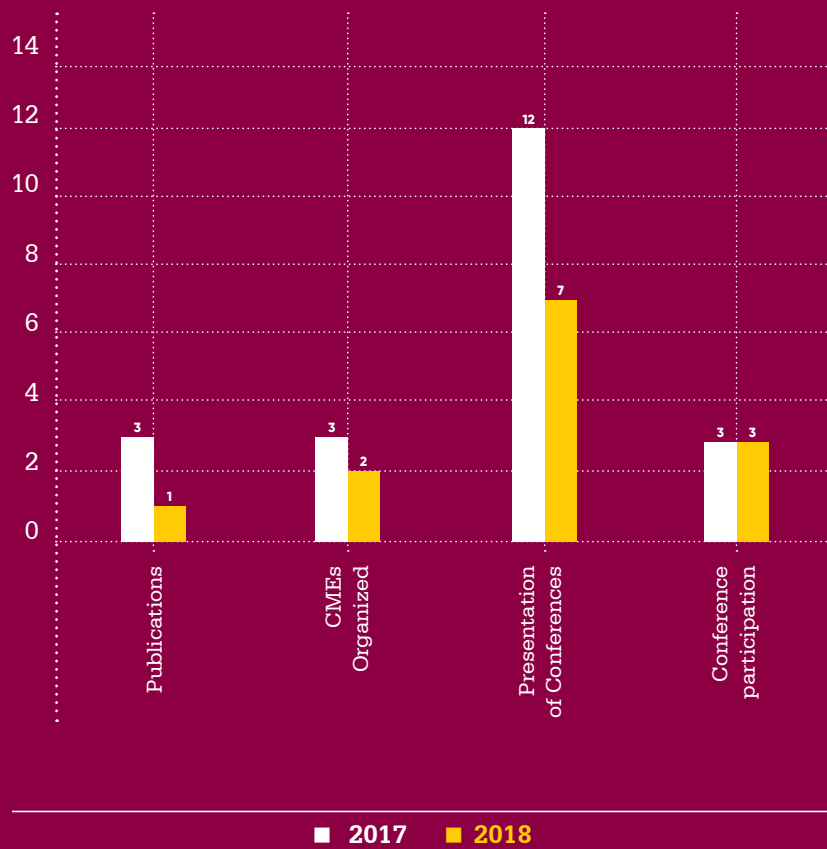
#### Abstract

Attention-deficit/hyperactivity disorder (ADHD) is the most common neurobehavioral disorder of childhood. It represents a complex problem because it appears at an early age, affects the daily lives of children from all areas of development, and is likely to persist throughout the life. The main management interventions in ADHD include pharmacotherapy, behavioral management, and family therapy which vary in their precedence according to age of the child and degree of impairment in the child. The biopsychosocial model tries to elucidate the interactions between biological, psychological, and social factors which determine the cause, manifestation, and outcome of any disease. In this article, we discuss how the biopsychosocial model of disease can be applied to ADHD to explain the symptoms as well as how it can help in planning of management at individual level.

#### Reference

Daniel, R. (&nbsp;sp;). Attention-deficit/hyperactivity disorder management: A biopsychosocial model. *Indian Journal of Child Health* 2018; 5(6): 393-396.

# DEPARTMENT OF NEPHROLOGY



Comparison of academic activities during 2017 & 2018

## Recognitions

- Abstract “Incidence of Mycobacterium Tuberculosis disease following renal transplant, in a tertiary care hospital in South India” by Dr Satish Balan, Dr Rajalakshmi Arjun, Dr Ramdas Pisharody, Dr Praveen Murlidharan and Dr Sherin Shiny was accepted for presentation at International congress on transplantation - The Transplantation Society, 30th June to 5th July 2018 in Madrid, Spain
- Dr Ranjani Ravi secured First Prize for Poster presentation on Isolated liver transplantation in Atypical HUS – a complete and cost effective cure at the conference of Indian Society for Organ Transplantation (ISOT 2018) held in October 2018 in Hyderabad
- Dr Sagar Jethwa secured First Prize for NEPHROPATH Quiz held at the conference of Indian Society for Organ Transplantation (ISOT 2018) held in October 2018 in Hyderabad

## Publication

- Ravi R, Suthar K, Murlidharan P, K Lakshmi, Balan S, Safeer M. Bile Cast Nephropathy Causing Acute Kidney Injury in a Patient with Nonfulminant Acute Hepatitis A. Saudi J Kidney Dis Transpl 2018;29(6):1498-1501

## Continuing Medical Education Programmes

- Internal CME on “Management of CUTI and OPAT considerations” was conducted on 11th May 2018 at the 11th level conference hall and there were 17 participants for the programme.
- Internal CME on “Hyponatremia: the Physiological basis of Management – an interactive discussion” was conducted on 12th December 2018 at the 11th level conference hall and there were 12 participants for the programme.

## Conference Participation

- Dr Praveen Murlidharan participated in the conference on Leading endovascular advancement in dialysis: LEAD 2017 held on 10th to 13th October 2017, Bangkok
- Dr Satish Balan and Dr Praveen Murlidharan participated in the ISN 2017 conference held on 14th to 17th December 2017, in New Delhi

<b>Paper Presentations at Conferences</b>			
Sl. No	Name of the Conference, Date & Venue	Name of the presenters	Title of presentations
1	NAKCON-2018 (Nephrology association Kerala conference), August 2018, Kochi	Dr. Satish Balan	Presentation <ul style="list-style-type: none"> <li>• Rituximab in Anti CFH antibody mediated Atypical hemolytic uremic syndrome</li> <li>• Bortezomib in acute antibody mediated rejection after kidney transplantation</li> </ul>
2	International congress on transplantation - The transplantation society, 30th June to 5th July 2018, Madrid	Presented by Dr Satish Balan Dept of Nephrology  Other contributing authors for the abstract: Dr Rajalakshmi A. Dr Ramdas Pisharody Dr Praveen Murlidharan Dr Sherin Shiny	<ul style="list-style-type: none"> <li>• Incidence of mycobacterium tuberculosis disease following renal transplant, in a tertiary care hospital in south India</li> </ul>
3	Indian society for organ transplantation (ISOT 2018), October 2018, Hyderabad	Dr Sagar Jethwa  Dr Ranjani Ravi	<ul style="list-style-type: none"> <li>• Effect of bortezomib an antibody mediated rejection after kidney transplantation (Poster)</li> <li>• Isolated liver transplantation in atypical HUS – a complete and cost effective cure (Poster)</li> </ul>
4	Nutrition talk, 23rd December 2018, Trivandrum	Dr Fousiya Yoonus Dr Kedar Pankajkumar Suthar	<ul style="list-style-type: none"> <li>• Nutrition in hemodialysis patients</li> <li>• Nutrition in CKD patients</li> </ul>

## Journal Abstract

### Bile Cast Nephropathy Causing Acute Kidney Injury in a Patient with Nonfulminant Acute Hepatitis A

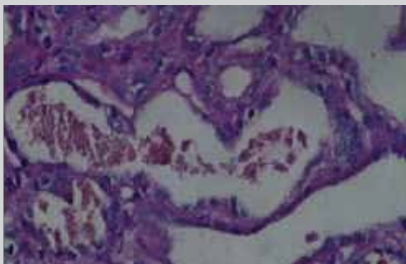
Ravi R, Suthar K, Murlidharan P, K. Lakshmi, Balan S, Safeer M

#### Abstract

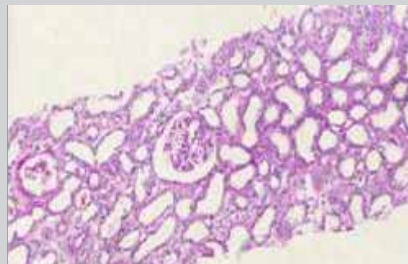
Hepatitis A is usually a benign self-limiting disease with few or no extrahepatic manifestations. Acute hepatitis A causing severe renal dysfunction is not very common, although described. Patients developing renal dysfunction post hepatitis A infection usually have prerenal acute kidney injury (AKI) or acute tubular necrosis due to vomiting, diarrhea, and poor fluid replacement. However, if renal dysfunction persists, other causes need to be evaluated. The term cholemic nephrosis or more specifically bile cast nephropathy has been described in the setting of cholestatic jaundice and decompensated liver failure where bilirubin levels reach above 20 mg/dL. Herein, we describe the clinical course of a patient who developed acute hepatitis A with severe liver dysfunction and subsequently AKI which persisted for six weeks. Renal biopsy showed the evidence of bile cast nephropathy. After six weeks of hemodialysis, urine output improved. He slowly recovered both hepatic and renal functions.

#### Reference


Ravi R, Suthar K, Murlidharan P, K. Lakshmi, Balan S, Safeer M. Bile Cast Nephropathy Causing Acute Kidney Injury in a Patient with Nonfulminant Acute Hepatitis A. *Saudi J Kidney Dis Transpl* 2018;29(6):1498-1501



High-power image showing bile casts

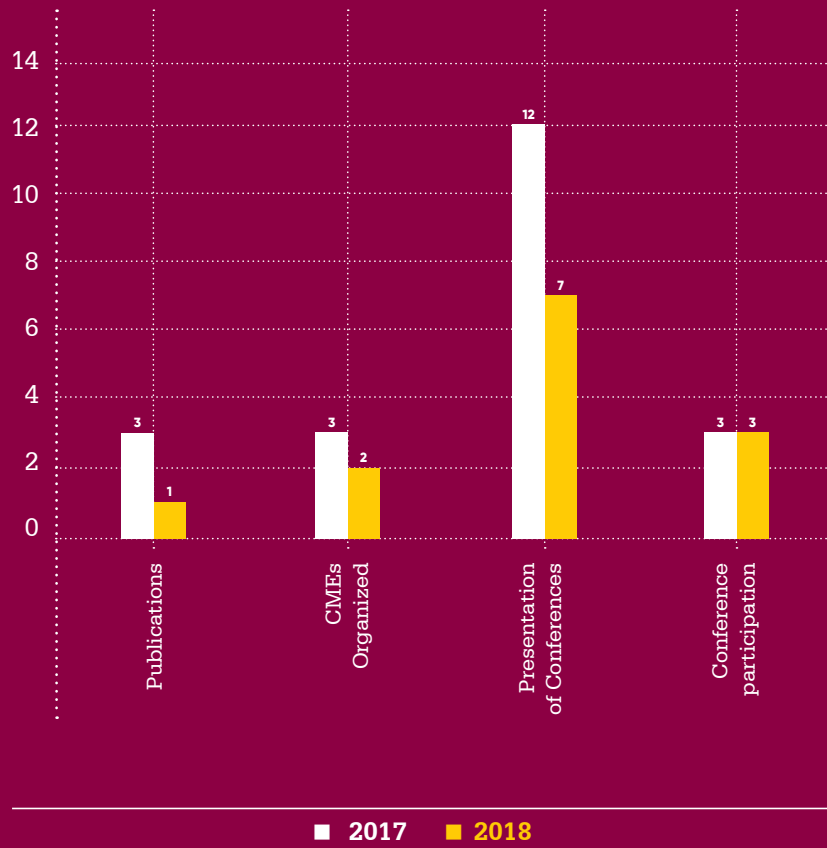


Light microscopy - low-power image showing normal glomeruli with interstitial edema



H & E stain with bile casts

# DEPARTMENT OF NEUROLOGY



Comparison of academic activities during 2017 & 2018

## Recognitions

- Behavioral response of autistic children to design intervention: A Research paper submitted in ANFA USA for International Hay Grant Award 2018
- Dr Syamlal S secured first Prize in Brain Quiz Competition held at the European congress of neurology, Bombay in December 2018,
- Dr Anoop Sugunan secured 2nd prize in scientific poster presentation on "Clinical spectrum of enterovirus meningitis-A Single centre retrospective case series" at the conference of Annual mid-term meet of Kerala association of neurologists held on 21st October 2018 at Kochi

## Continuing Medical Education Programme

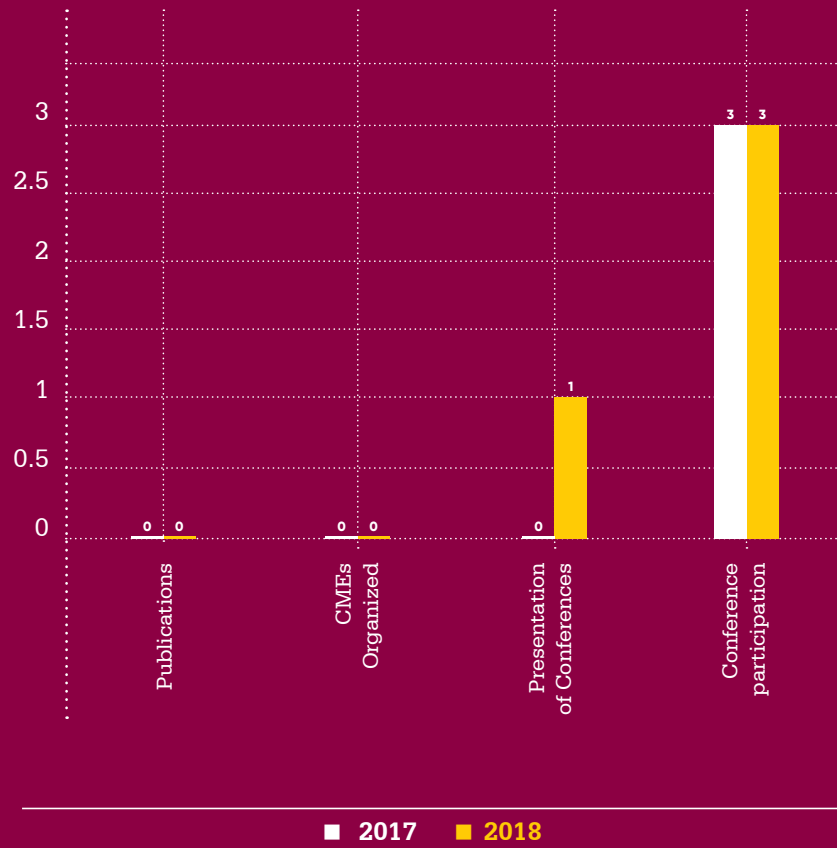
- RCPE Neurology web symposium was conducted on 25th October 2018 at the 11th level conference hall and there were 12 participants for this programme.

Paper Presentations at Conference			
Sl. No	Name of the Conference, Date & Venue	Name of the presenters	Title of presentations
1	International pediatric neurology conference , 3 <sup>rd</sup> to 5 <sup>th</sup> March 2018, Trivandrum	Dr. Syamlal S Dr. Krishnasree Dr. Praveen	<ul style="list-style-type: none"> <li>Mollaret's meningitis – A rare case report of child with recurrent lymphocytic meningitis</li> <li>A rare case report of transient childhood cerebral arteriopathy following dengue fever</li> <li>A rare case report of transient childhood cerebral arteriopathy following dengue fever</li> <li>Mollaret's meningitis- A rare case report of child with recurrent lymphocytic meningitis</li> </ul>
2	CME for physicians, June 2018, Varkala	Dr. Syamlal S	<ul style="list-style-type: none"> <li>Acute Stroke Management –Current Scenario</li> </ul>
3	ICTRIMS 2018, 14 <sup>th</sup> & 15 <sup>th</sup> July 2018, Kochi	Dr. Suresh Chandran C J Dr. Krishnasree, Dr. Suresh Chandran C J Dr. Krishnasree Dr. Praveen Dr. Jemini George	<ul style="list-style-type: none"> <li>Anti MOG Syndrome with initial presentation as Encephalitis</li> <li>Successful treatment of Malignant Ovarian Teratoma associated NMDARE Triple Therapy (Poster)</li> <li>A rare case of Anti MOG syndrome presenting as encephalitis (Poster)</li> <li>Autoimmune neurology demyelination and beyond (Poster)</li> <li>Successful treatment of malignant Ovarian teratoma associated NMDAR triple therapy</li> <li>A rare case of anti MOG syndrome with initial presentation as encephalitis (Poster)</li> </ul>
4	Indian epilepsy school 2018, 2 <sup>nd</sup> to 5 <sup>th</sup> August 2018, Trivandrum	Dr. Deepak Menon	<ul style="list-style-type: none"> <li>Medically refractory epilepsy and surgical management of epilepsy</li> </ul>
5	IANCON-2018, September 2018, Raipur	Dr. Suresh Chandran C J	<ul style="list-style-type: none"> <li>Completing recovered TIA with MCA occlusion presenting within window period – A management dilemma</li> </ul>
6	Annual mid -term meet of Kerala association of Neurologists, 21st October 2018, Kochi	Dr. Anoop Sugunan	<ul style="list-style-type: none"> <li>Clinical spectrum of enterovirus meningitis-A single centre retrospective case series</li> </ul>

<b>Conference Participations</b>				
Sl. No	Name of the conference	Name of the participants	Date & Venue	Role
1	Emergency medicine association of Kerala (EM Kerala 2018)	Dr. Suresh Chandran C J	January 2018, Trivandrum	Participant
2	Mumbai Neuro update	Dr. Syamlal S Dr. Deepak Menon Dr. Ashok V P	February 2018, Mumbai	Participant
3	Super EMG 2018 (Workshop and neuromuscular symposium)	Dr. Deepak Menon Dr. Syamlal S Dr. Suresh Chandran Dr. Krishnasree K S	23 <sup>rd</sup> to 25 <sup>th</sup> March 2018, Trivandrum	Participant
4	International CME on "Neuro update"	Dr. Syamlal S Dr. Praveen R Dr. Krishnasree K S	May 2018, Delhi	Participant
5	NEUROXCHANG 2018	Dr. Suresh Chandran C J Dr. Praveen R Dr. Syamlal S	3 <sup>rd</sup> to 5 <sup>th</sup> March 2018, Trivandrum	Participant Faculty
6	Kerala association of neurology	Dr. Suresh Chandran C J	5 <sup>th</sup> and 6 <sup>th</sup> May 2018, Wayanad	Faculty
7	International CME in SCTIMST	Dr. Suresh Chandran C J	March 2018, Tvpm	Faculty
8	Epilepsy School 2018	Dr. Deepak Menon	2 <sup>nd</sup> to 5 <sup>th</sup> August 2018, Trivandrum	Faculty
9	NEUROQUEST 2018	Dr. Krishnasree K S Dr. Praveen R	3 <sup>rd</sup> to 5 <sup>th</sup> March 2018, Trivandrum	Participant
10	IAN, summer school 2018	Dr. Krishnasree K S Dr. Praveen R	5 <sup>th</sup> and 6 <sup>th</sup> May 2018, Trivandrum	Participant
11	Neuro quest 2018 (Practical Neurology)	Dr. Krishnasree K S	18 <sup>th</sup> to 20 <sup>th</sup> May 2018, Delhi	Participant
12	Movement disorder update 2018	Dr. Deepak Menon	July 2018	Participant
13	Acute stroke management – current scenario (Faculty)	Dr. Syamlal S	August 2018, Tvpm	Participant
14	Neuroimmunology update	Dr. Suresh Chandran C J Dr. Praveen R Dr. Krishnasree K S Dr. Praveen R	26 <sup>th</sup> September 2018, Trivandrum	Participant
15	Diabetic neuropathy	Dr. Deepak Menon	September 2018	Participant
16	Emerging brain	Dr. Praveen R	September 2018, Trivandrum	Participant
17	Neurology of IAP	Dr. Kalpana	October 2018, Trivandrum	Participant
18	NISH online interactive disability seminar on epilepsy in children	Dr Kalpana	October 2018, Trivandrum	Participant
19	Mumbai update	Dr. Kalpana	October 2018, Mumbai	Participant
20	International child neurology congress	Dr. Kalpana	October 2018, Mumbai	Participant
21	European congress of neurology.	Dr. Syamlal S	December 2018, Bombay	Participant
22	A Short course on Basic Epidemiology	Dr. Deepak Menon	December 2018, Pondicherry	Participant
23	Clinical application of Geonomics.	Dr. Deepak Menon	December 2018, Trivandrum	Participant



# DEPARTMENT OF NEUROSURGERY



Comparison of academic activities during 2017 & 2018

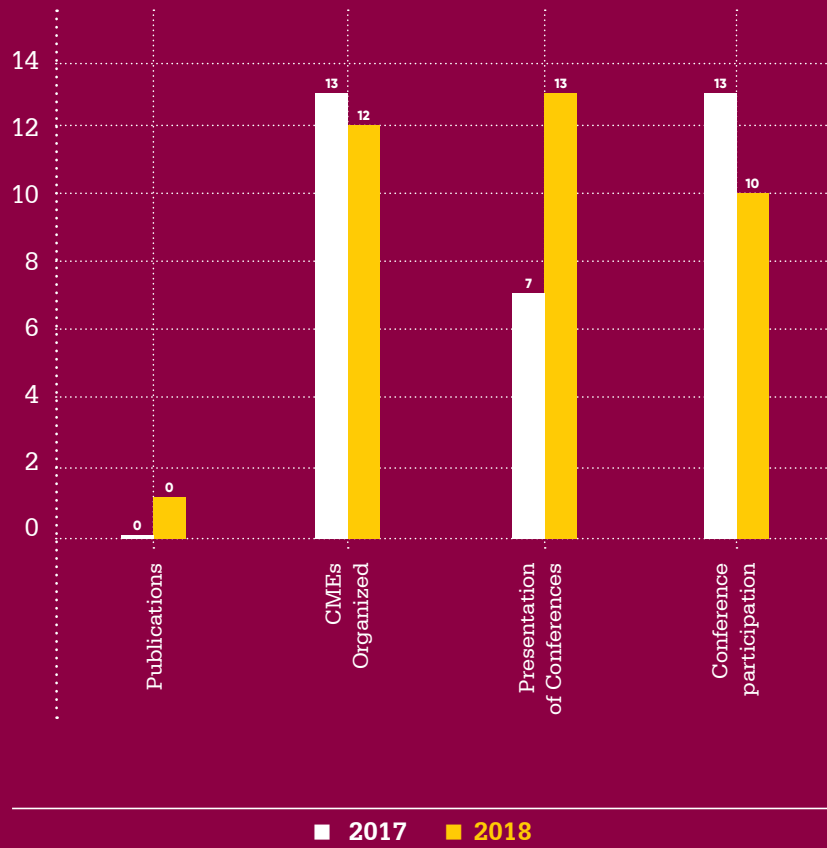
## **Paper Presentation**

- Dr P John Paul presented a paper on “Impact of increasing platelet counts to 160000 in spontaneous intracranial blood patient” at the NSICON 2018 conference (The neurological society of India), held from 13th to 16th Dec 2018, in Jaipur

## **Conference Participations**

- Dr Arun P S participated in the Master class in Neurosurgery 2018 held on 27th January 2018 in Mumbai
- Dr Bobby Iype was the course coordinator of Vembanad neurocon (NSI Kerala chapter meeting-2018) conference held from 9th to 11th February 2018, Kumarakom
- Dr Patel Vineetkumar Thakorbbhai was a participant of SHINE 2018 (Annual international conference of clinical Neurology) held from 23rd to 25th February 2018 in Chennai

# DEPARTMENT OF OBSTETRICS & GYNECOLOGY



Comparison of academic activities during 2017 & 2018

## Publication

- Khan A, Thomas M, P K S D. Pregnancy complicated by systemic lupus erythematosus and its outcome over 10 years. J Obstet Gynaecol. 2018 ;38(4):476-481

<b>Continuing Medical Education Programmes</b>				
Sl. No	Name of the programme	Type of programme	Date & Venue	No. participants
1	CME "Dermatological problems during pregnancy"	Internal CME	8 <sup>th</sup> January 2018	20
2	CME "Ethical practices in stem cells"	Internal CME	12 <sup>th</sup> February 2018	21
3	CME on "Role of progesterone in Obstetrics & Gynecology"	Internal CME	12 <sup>th</sup> March 2018	19
4	CME on "Endogest in endometriosis"	Internal CME	9 <sup>th</sup> April 2018	24
5	CME on "Boostrix in pregnancy"	Internal CME	18 <sup>th</sup> June 2018	18
6	KIMSFET-2018	International CME	8 <sup>th</sup> and 9 <sup>th</sup> June 2018	100
7	CME on "OHSS"	Internal CME	9 <sup>th</sup> July 2018	19
8	CME on "Uterine transplantation"	Internal CME	13 <sup>th</sup> August 2018	21
9	CME on "Labour analgesia"	Internal CME	10 <sup>th</sup> September 2018	22
10	CME on "Atosiban for preterm labour"	Internal CME	22 <sup>nd</sup> October 2018	19
11	CME on "Current concepts in endometriosis"	Internal CME	12 <sup>th</sup> November 2018	21
12	CME on "Post-menopausal bleeding"	Internal CME	10 <sup>th</sup> December 2018	20

<b>Paper Presentations at Conference</b>			
Sl. No	Name of the Conference, Date & Venue	Name of the presenters	Title of presentations
1	AKCOG 2018 (All Kerala congress of obstetrics & gynecology), 9 <sup>th</sup> February 2018, Thrissur	Dr. Vidyalakshmy R. Dr. P. K. Syamala Devi	<ul style="list-style-type: none"> <li>Screening for pre-eclampsia &amp; PTL</li> <li>Cesarean section at full cervical Dilatation -incidence, impact and management</li> </ul>
2	KIMSFET-2018, 8 <sup>th</sup> & 9 <sup>th</sup> June 2018, KIMS Trivandrum	Dr. Vidyalekshmy R. Dr. Girija Gurudas Dr. Rafeekha P Dr. P. K. Syamala Devi	<ul style="list-style-type: none"> <li>Cardiac screening</li> <li>Do's and don'ts in diagnosis and management of recurrent pregnancy loss</li> <li>Post partum haemorrhage - Newer approaches</li> <li>Thromboprophylaxis; current guidelines</li> <li>VBAC; current guidelines</li> </ul>
3	Workshop on "Maternal death audit" by national health mission, 17 <sup>th</sup> July 2018, Trivandrum	Dr. P. K. Syamala Devi	<ul style="list-style-type: none"> <li>How to use private medical colleges and big private hospitals to reduce MMR</li> </ul>
4	CME on Basic genetics & fetal medicine, 22 <sup>nd</sup> July 2018, Trivandrum	Dr. P. K. Syamala Devi	<ul style="list-style-type: none"> <li>Fetal Medicine</li> </ul>
5	Advances in obstetrics gynaecology and reproductive medicine, 10 <sup>th</sup> to 12 <sup>th</sup> August 2018, Trivandrum	Dr. P. K. Syamala Devi	<ul style="list-style-type: none"> <li>Diabetes in pregnancy –Time for intervention</li> <li><b>Panel discussion</b></li> <li>Managing MAP</li> </ul>

6	Kollam OBGN Society conference, 2 <sup>nd</sup> September 2018, Kollam	Dr. Vidyalekshmy R	• Screening for chromosomal anomaly
7	Regional gynecology conference, 24 <sup>th</sup> and 25 <sup>th</sup> November 2018, Thekkady	Dr. Prajakta Sharadchandra Mahajan	• New paradigm of PCOS

### Conference Participations

Sl. No	Name of the conference	Name of the participants	Date & Venue	Role
1	Laparoscopic Hands on training programme for surgeons and gynaecologists worldwide	Dr. Athira S	5 <sup>th</sup> to 16 <sup>th</sup> February 2018, Kochi	Participant
2	AKCOG 2018 ( All Kerala congress of obstetrics & gynecology)	Dr. Umamaheswari Lavudi	9 <sup>th</sup> to 11 <sup>th</sup> February 2018, Thrissur	Participant
3	RECAP 2018 (PG teaching programme)	Dr. Shemini Saleem	6 <sup>th</sup> to 8 <sup>th</sup> April 2018, Trivandrum	Participant
4	Advances in obstetrics gynecology and reproductive medicine -2018	Dr. P. K. Syamala Devi Dr. Sneha Ann Abraham Dr. Cinu A Nair Dr. Chithra Gopal	10 <sup>th</sup> to 12 <sup>th</sup> August 2018, Trivandrum	Participant
5	Focus -2018 (PG training programme in O&G 2018)	Dr. Thrishna Chandran C A Dr. Reshma A M Dr. Divya Louis	24 <sup>th</sup> to 28 <sup>th</sup> September 2018, Thrissur	Participant
6	IAGE (Indian association of gynecological endoscopists)	Dr. Sajith Mohan	3 <sup>rd</sup> and 4 <sup>th</sup> November 2018, Calicut	Participant
7	Gynecological summit regional conference	Dr. P. K. Syamala Devi	24 <sup>th</sup> & 25 <sup>th</sup> November 2018, Trivandrum	Faculty

### Journal Abstract

#### Pregnancy complicated by systemic lupus erythematosus and its outcome over 10 years

Asima Khan, Mathew Thomas & Syamala Devi P K

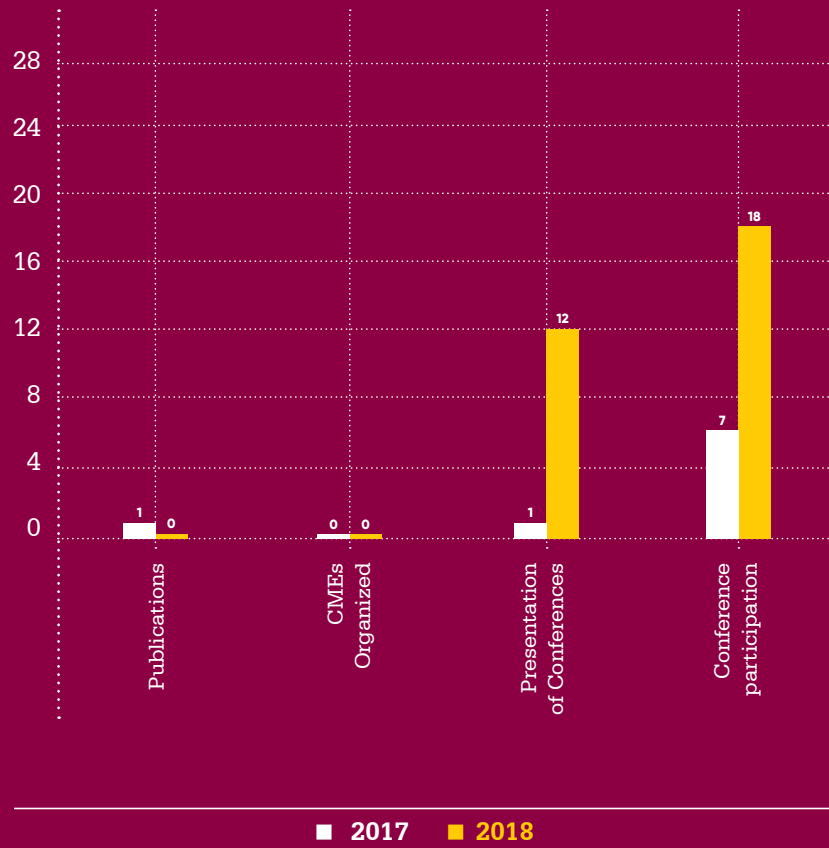
#### Abstract

The aim was to study the fetomaternal outcome of pregnancies complicated by systemic lupus erythematosus (SLE). Analysis of a prospectively-maintained database of 73 patients (June 2006–March 2016) was done. Diagnosis of SLE was made by ACR(American College of Rheumatology)-criteria. Protocol scans and blood tests were done and patients with active disease were followed biweekly for 28 weeks, and weekly thereafter. Mean age + SD was 29 ± 4.9. SLE was diagnosed before conception in 86% of patients. A total of 33% had active disease status during pregnancy and out of them 58% had a flare of SLE, compared to 26% who were in remission (p = .008). SLE activity had no effect on the rate of foetal demise (p = .57). Overall pregnancy loss was 14% with no maternal mortality. The incidence of SLE flare during pregnancy was significantly higher in patients who had active disease. But the incidence of foetal demise was not affected by disease activity.

#### Reference

Khan A, Thomas M, P K S D. Pregnancy complicated by systemic lupus erythematosus and its outcome over 10 years. *J ObstetGynaecol* 2018 ;38(4):476-481.

# DEPARTMENT OF ONCOLOGY



Comparison of academic activities during 2017 & 2018

## Recognitions

- Dr Sameer Salahuddin, secured first prize for the presentation on Consolidation radiotherapy after RCHOP chemotherapy in advanced DLBCL and second prize for the presentation on evaluation of deep inspiration breath hold technique with intensity modulated radiotherapy for carcinoma breast at the international conference "Oncology 2018" held in Kochi. Dr Nitin Abraham and Dr Sameer secured third prize for the quiz competition during the conference.

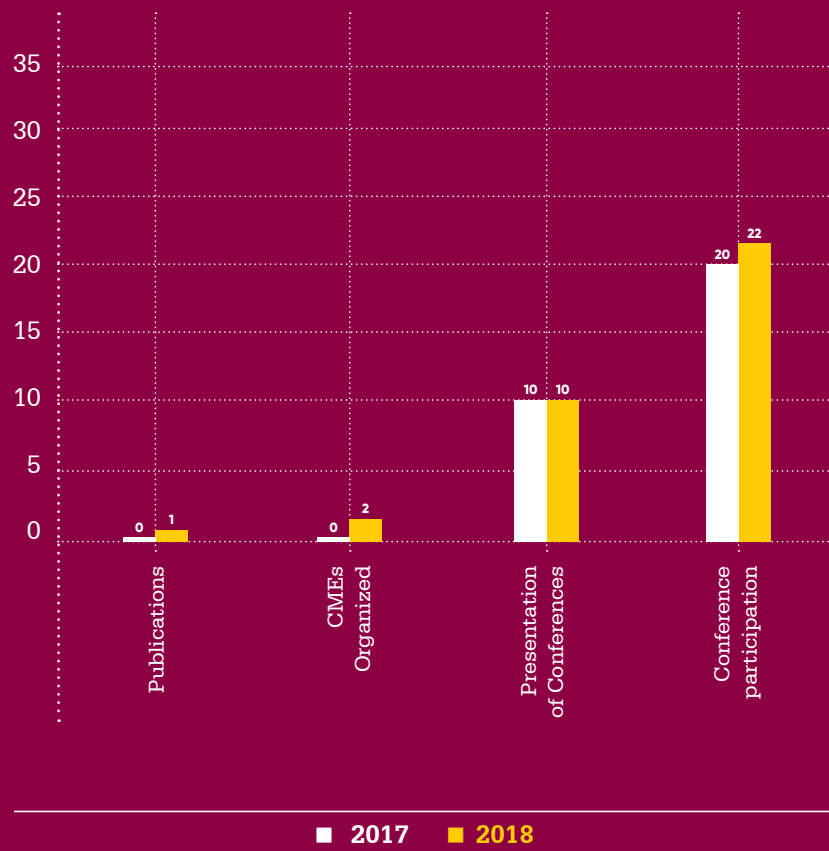
<b>Paper Presentations at Conferences</b>			
Sl. No	Name of the Conference, Date & Venue	Name of the presenters	Title of presentations
1	ASH Update (MVR cancer center calicut), 20 <sup>th</sup> January 2018, Kozhikode	Dr. Boben Thomas	<ul style="list-style-type: none"> <li>• Member in a panel discussion on Leukemia</li> </ul>
2	Oncology 2018 – international conference, 28 <sup>th</sup> to 30 <sup>th</sup> September 2018, Kochi	Dr. Sameer Salahuddin Dr. Jayaprakash Madhavan, Dr. P. G. Jayaprakash, Dr. Padmanabhan T K Dr. Aravindh Anand Dr. Grace Shirley, Dr. Sandeep T V Dr. Arun V Dr. Nitin Abraham Dr. Vipin George Dr. Sajeev S Ms. Swapna Cyriac Dr. Sameer Salahuddin Dr. Jayaprakash Madhavan	<ul style="list-style-type: none"> <li>• Evaluation of Deep Inspiration Breath Hold Technique with Intensity Modulated Radiotherapy for Carcinoma Breast.</li> <li>• Consolidation Radiotherapy after RCHOP Chemotherapy in Advanced DLBCL(Poster)</li> </ul>
3	1 <sup>st</sup> Annual Lymphoma Update 2018, September 2018, Mumbai	Dr. Sameer Salahuddin, Dr. Jayaprakash Madhavan	<ul style="list-style-type: none"> <li>• Consolidation Radiotherapy after RCHOP Chemotherapy in Advanced DLBCL(Poster)</li> </ul>
4	Hemato-Oncology, 3 <sup>rd</sup> June 2018, Trivandrum	Dr. Grace Shirley Dr. Boban Thomas	<ul style="list-style-type: none"> <li>• Screening for Malignancy and its Prevention</li> <li>• Lymphomas –A recent update</li> <li>• Multiple Myeloma – Recent Advance</li> </ul>
5	IOPBS & WCI 2018 (International Oncoplastic Breast Surgeons and Initiative Breast Cancer Conference), 26 <sup>th</sup> to 28 <sup>th</sup> October 2018, Goa	Dr. Amrita B Rao	<ul style="list-style-type: none"> <li>• Pedicled Perforator Flaps Partial Breast Reconstruction</li> </ul>
6	AROICON 2018, 29 <sup>th</sup> November to 2 <sup>nd</sup> December 2018, Trivandrum	Dr Anjaly V T  Dr Jayaprakash Madhavan Dr Nitin Abraham  Dr Blessy Johns	<ul style="list-style-type: none"> <li>• Clinical profile and treatment outcome of carcinoma nasopharynx -A Single Institution Study (Poster)</li> <li>• Role of immunotherapy in NSCLC</li> <li>• Chasing the oligomets (Poster)</li> <li>• Treatment outcome of concurrent chemoradiation in carcinoma anal canal</li> </ul>

<b>Conference Participations</b>				
Sl. No	Name of the conference	Name of the participants	Date & Venue	Role
1	Scientific Programme ICRO-ARO REDDY'S 2018	Dr. Sameer S	6 <sup>th</sup> & 7 <sup>th</sup> January 2018, Kottayam	Participant
2	ASH Update ( MVR Cancer Center Calicut) (Member in a panel discussion Leukemias)	Dr. Boben Thomas	20 <sup>th</sup> January 2018, Kozhikode	Participant
3	ICON 2018 (Genomics Immunomics & Theranostics)	Dr. Boben Thomas	23 <sup>rd</sup> to 25 <sup>th</sup> March 2018, Kochi	Participant

4	Amrita Head & Neck Allied Specialities Meet 2018	Dr. Nitin Abraham	18 <sup>th</sup> and 19 <sup>th</sup> May 2018, Kochi	Participant
5	ASCO 2018	Dr Cherian Thampy	1 <sup>st</sup> to 5 <sup>th</sup> June 2018, Chicago	Participant
6	Multinational Association of Supportive Care in Cancer (MASCC) 2018	Dr. Boben Thomas	28 <sup>th</sup> to 30 <sup>th</sup> June 2018, Austria	Participant
7	YROF brachytherapy 2018	Dr. Nitin Abraham Dr. Sameer S	17 <sup>th</sup> June 2018, Trivandrum	Participant
8	YROF brachytherapy 2018	Dr. Nitin Abraham	28 <sup>th</sup> July 2018, Kozhikode	Participant
9	Master class in head and neck Oncology 2018	Dr. Nitin Abraham Dr. Blessy	12 <sup>th</sup> August 2018, Kochi	Participant
10	MVR CANCON 2018	Dr. Boben Thomas	28 <sup>th</sup> and 29 <sup>th</sup> September 2018, Calicut	Panelist
11	AROICON 2018	Dr. Sandeep T V	29 <sup>th</sup> November to 2 <sup>nd</sup> December 2018, Trivandrum	
12	Oncology 2018	Dr. Blessy Dr. Nitin Abraham Dr. Sameer S	28 <sup>th</sup> to 30 <sup>th</sup> September 2018, Kochi	
13	Annual Lymphoma Update 2018	Dr. Sameer S	September 2018, Mumbai	



# DEPARTMENT OF ORTHOPEDICS



Comparison of academic activities during 2017 & 2018

## Publication

- Barik S, Nazeer M, Mani BT. Accelerated Ponseti technique: efficacy in the management of CTEV [Internet]. Springer Link. Springer Paris; 2018 [cited 2019Mar26]. Available from: <https://doi.org/10.1007/s00590-018-2353-1>

## Continuing Medical Education Programmes

- Internal CME on Orthopedics was held on 9th March 2019 in the 11th level conference hall and there were 32 participants for this programme
- A state level CME on "Principles of fracture management (Bone School)" was held on 12th August 2018 in the 11th level conference hall, KIMS main block and 40 doctors from various parts of Kerala participated in the programme.

Paper Presentations at Conference			
Sl. No	Name of the Conference, Date & Venue	Name of the presenters	Title of presentations
1	The 31st annual conference of the association of spine surgeons of India. 19 <sup>th</sup> to 21 <sup>st</sup> January 2018, Chennai	Dr. Ranjith Unnikrishnan	• Selective decompression
2	KOACON 2018 (Kerala orthopaedic association 37 <sup>th</sup> annual conference) 26 <sup>th</sup> and 27 <sup>th</sup> January 2018, Kannur	Dr. Ranjith Unnikrishnan	• Vertebroplasty – revisited
3	National conference of spine association Gujarat, 29 <sup>th</sup> July 2018, Ahmadabad	Dr. Ranjith Unnikrishnan	• Cervico dorsal junction approaches • S2AI S-pelvic fixation
4	Instructional course in spine 2018, 9 <sup>th</sup> to 11 <sup>th</sup> August 2018, Punjab	Dr. Ranjith Unnikrishnan	• MIS for spinal metastatic patients: outcomes and complications • Myeloma
5	ISSICON 2018 (International spine trauma conference), 5 <sup>th</sup> to 7 <sup>th</sup> October 2018, Chennai	Dr. Ranjith Unnikrishnan	• Spinal biomechanics region- wise-sagittal profile • Imaging of spinal injuries and a biomechanical approach • Implant failure in the Spine
6	Annual Conference of Minimally Invasive Spine Surgeons of India, 26 <sup>th</sup> and 27 <sup>th</sup> October 2018, Hyderabad	Dr. Ranjith Unnikrishnan	• MIS in spinal metastasis

Conference Participations				
Sl. No	Name of the conference	Name of the participants	Date & Venue	Role
1	The annual parekh foot & ankle course	Dr. Abhilash B R	5 <sup>th</sup> to 7 <sup>th</sup> January 2018, Hyderabad	Participant
2	KOACON 2018 (Kerala Orthopaedic association 37 <sup>th</sup> annual conference)	Dr. Ranjith Unnikrishnan	26 <sup>th</sup> and 27 <sup>th</sup> January 2018, Kannur	Faculty
3	Post graduate instruction course 2018	Dr. Amarnath P P Dr. Feroz V A Dr. Arun Chandran R	27 <sup>th</sup> to 30 <sup>th</sup> January 2018, Indore	Participant
4	Minimally invasive spine surgery	Dr. Ranjith Unnikrishnan	18 <sup>th</sup> March 2018, Salem	Faculty
5	EACCME (European accreditation council for continuing medical education)	Dr. Ranjith Unnikrishnan	23 <sup>rd</sup> March 2018, Istanbul, Turkey	Participant
6	MIS Live Cad 2018 (Cadaver workshop for minimally invasive spine)	Dr. Ranjith Unnikrishnan	28 <sup>th</sup> April 2018, Bangalore	Faculty
7	AO spine scoliosis week	Dr. Ranjith Unnikrishnan	9 <sup>th</sup> - 14 <sup>th</sup> April 2018, Kochi	Faculty
8	Spine boot camp	Dr. Ranjith Unnikrishnan	30 <sup>th</sup> March & 1 <sup>st</sup> April 2018, Kochi	Participant

9	ASSI Live surgery session	Dr. Ranjith Unnikrishnan	8 <sup>th</sup> June 2018, New Delhi	Faculty
10	Calicut ortho course 2018	Dr. Arjun R Prasad Dr. Ferose Majeed Dr. Rohith Ravindran Dr. Arun Robi S	31 <sup>st</sup> August to 2 <sup>nd</sup> September 2018, Calicut	Participant
11	AOSpine chairperson education program 2018	Dr. Ranjith Unnikrishnan	8 <sup>th</sup> and 9 <sup>th</sup> September 2018, Singapore	Participant
12	OASIS 2018 (Orthopedic association of south Indian states)	Dr. Manoj Haridas	25 <sup>th</sup> and 26 <sup>th</sup> October 2018, Kumrakom	Participant
13	ISSHCON 2018 (Indian society of the hand)	Dr. Manoj Haridas	4 <sup>th</sup> to 7 <sup>th</sup> October 2018, Coimbatore	Participant
14	CME on "Spondylolisthesis and cadaveric hands on workshop on spinal instrumentation 2018"	Dr. Ranjith Unnikrishnan	11 <sup>th</sup> November 2018, Calicut	Faculty
15	Resident ortho course-2018	Dr. Arjun R Prasad Dr. Ferose Majeed Dr. Rohith Ravindran Dr. Arun Robi S	29 <sup>th</sup> and 30 <sup>th</sup> December 2018, Calicut	Participant

## Journal Abstract

### Accelerated Ponseti technique: efficacy in the management of CTEV

Barik S, Nazeer M, Mani BT

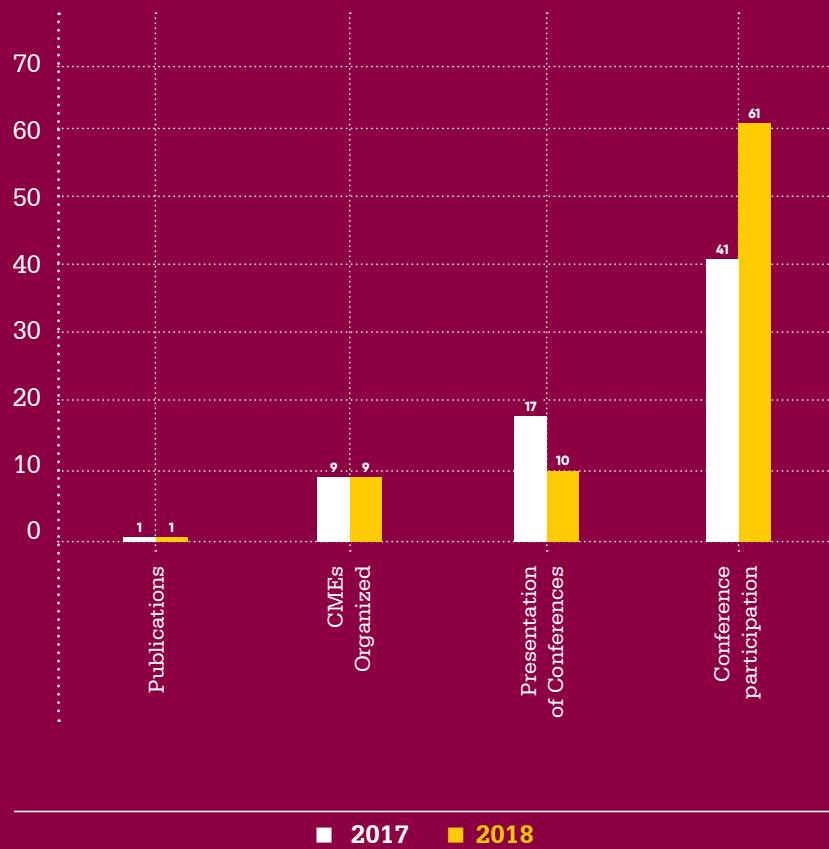
#### Abstract

The current standard practice of treatment for congenital talipes equinus varus (CTEV) is the Ponseti method of manipulation and casting which requires great compliance by caregivers for casting as well as bracing. There is inconclusive evidence regarding optimal cast change interval. This was a prospective non-randomized study conducted at a tertiary care hospital in South India over a 2-year period with a minimum follow-up of 5 years. The patients were divided into 2 groups, one with cast change interval of 7 days and the other group at 3 days. Children with CTEV with age less than 1 year with no previous intervention were included in the study. Functional score devised by Ponseti was determined at final follow-up. The average number of casts in standard and accelerated group was  $5.23 \pm 0.59$  and  $4.72 \pm 0.61$  ( $p < 0.01$ ). The average number of days required for correction of feet was  $54.38 \pm 8.01$  and  $33.88 \pm 9.03$  ( $p < 0.01$ ) respectively, for standard and accelerated groups. The Pirani score showed a faster reduction in the accelerated group. This study is the longest prospective study published yet in literature, comparing standard and accelerated Ponseti protocols. Complication rate noted in our study was comparable to study by Morcuende but higher than other studies comparing the techniques. It increases compliance as well as reducing treatment and travel costs for parents, more so in developing countries. At 5-year follow-up, there is no significant difference in the functional outcome.

#### Reference

Barik S, Nazeer M, Mani BT. Accelerated Ponseti technique: efficacy in the management of CTEV [Internet]. Springer Link. Springer Paris; 2018 [cited 2019Mar26]. Available from: <https://doi.org/10.1007/s00590-018-2353-1>

# DEPARTMENT OF PEDIATRICS



Comparison of academic activities during 2017 & 2018

## Recognitions

- Dr Prameela Joji, Dept of Pediatrics, secured first prize for paper presentation on “Clinicoetiological profile and outcome urticaria in children” at the 2nd Annual International Paediatric Dermatology Congress held from 10th to 12th May 2018 in Dubai
- Dr Jean Rose Paul, DNB Pediatric Resident, secured first prize for paper presentation on “Disorders of Sexual Development” at the Paediatric Endocrinology 2018 conference held on 27th May 2018 in Thrissur
- Dr Gopakumar secured second prize at the Breast feeding Quiz completion held at the IONAL neonatology forum Kerala held on 7th August 2018

## Publication

- Subhash S, Joji P. Role of intranasal midazolam as a procedural sedative in children aged 6 months to 12 years: An open-label randomized controlled study. Indian Journal of Child Health [Internet]. 29Nov.2017 [cited 26Mar.2019];5(1):1-. Available from: <https://atharvapub.net/IJCH/article/view/678>

Continuing Medical Education Programmes				
Sl. No	Name of the programme	Type of programme	Date & Venue	No. participants
1	CME on “INFANRIX HEXA Launch and BOOSTRIX from 4 yrs onwards”	Internal CME	24 <sup>th</sup> April 2018	12
2	CME “Typhoid and role of vaccines”	Internal CME	15 <sup>th</sup> March 2018.	9
3	Asthma workshop	Internal CME	1 <sup>st</sup> May 2018	18
4	Webcast on “vaccination action-2018”	Internal CME	29 <sup>th</sup> May 2018	14
5	AHA PALS provider course	AHA course	21 <sup>st</sup> & 22 <sup>nd</sup> July 2018	12
6	CME on “Signs behind asthma”	Internal CME	9 <sup>th</sup> August 2018	16
7	AHA PALS provider course	AHA course	10 <sup>th</sup> and 11 <sup>th</sup> August 2018	10
8	CME on “Endocrine problems in Neonates”	Internal CME	15 <sup>th</sup> Sep 2018	49
9	AHA PALS provider course	AHA course	12 <sup>th</sup> and 13 <sup>th</sup> December 2018	10

Paper Presentations at Conferences			
Sl. No	Name of the Conference, Date & Venue	Name of the presenters	Title of presentations
1	PEDICON-2018 (National conference of Indian academy of pediatrics, 3 <sup>rd</sup> to 7 <sup>th</sup> January 2018, Nagpur	Dr. Prameela Joji Dr. Sam P Mathew Dr. Divy L P Dr. Meenu Murali Dr. Ebin Roshan Paul	<ul style="list-style-type: none"> <li>• Metabolic syndrome among and OBESE children-A descriptive study</li> <li>• Enteral nutrition in critically ill children receiving invasive ventilation</li> <li>• Incidence of respiratory syncytial virus (RSV) infection and risk factors associated with severe disease in children admitted with bronchiolitis in a tertiary care centre</li> <li>• The open ring ; demyelination mimicking tumour in a child (Poster)</li> <li>• Clinico-etiological profile and outcome of urticaria in children aged 1 month to 15 years in a tertiary care center-A descriptive study</li> </ul>
2	2 <sup>nd</sup> Annual international paediatric dermatology congress, 10 <sup>th</sup> to 12 <sup>th</sup> May 2018, Dubai	Dr. Prameela Joji	<ul style="list-style-type: none"> <li>• Clinicoetiological profile and outcome urticaria in children</li> </ul>
3	Paediatric endocrinology 2018, 27 <sup>th</sup> May 2018, Thrissur	Dr. Jean Rose Paul	<ul style="list-style-type: none"> <li>• Disorders of sexual development</li> </ul>

4	Endocrine CME, CDC, TMC, June 20 <sup>th</sup> 2018, Trivandrum	Dr. Arif Dr. Priyanka K M	<ul style="list-style-type: none"> <li>• Case presentation on peripheral precocious puberty in CAH</li> <li>• Case presentation on panhypopituitarism</li> </ul>
5	Ped Criticon 2018 (Annual state conference of intensive care chapter of IAP Kerala), 14th and 15th July 2018, Calicut	Dr. Priyanka K M	<ul style="list-style-type: none"> <li>• Ultrasound measurement of the inferior vena cava diameter as an objective tool for assessment of fluid responsiveness in children aged 1month upto 15 years</li> </ul>

### Conference Participations

Sl. No	Name of the conference	Name of the participants	Date & Venue	Role
1	Exam CME	Dr. Meenu Murali Dr. Ebin Roshan Paul Dr. Sam P Mathew Dr. Divya	9 <sup>th</sup> to 11 <sup>th</sup> February 2018, Chennai	Participant
2	KIDICON	Dr. Priyanka K M	18 <sup>th</sup> February 2018, Thrissur	Participant
3	Intensive clinical training programme in Pediatrics	Dr. Meenu Murali Dr. Ebin Roshan Paul Dr. Sam P Mathew Dr. Divya	20 <sup>th</sup> to 25 <sup>th</sup> February 2018, Calicut	Participant
4	NEUROXCHANGE	Dr. Jean Dr. Rose Dr. Arif Dr. Sunil Dr. Harish Dr. Sunil Reddy	3 <sup>rd</sup> to 5 <sup>th</sup> March 2018, Kovalam	Participant
5	PEDICON 2018 - Gokulam	Dr. Jean Dr. Rose	18 <sup>th</sup> March 2018, Trivandrum	Participant
6	Vaccine CME CDC,TMC	Dr. Harish Dr. Neethu Dr. Salma Dr. Arif	29 <sup>th</sup> April 2018, Trivandrum	Participant
7	Asthma Workshop	Dr. Jagadeesan Dr. Salma Dr. Harish Dr. Priyanka	1 <sup>st</sup> May 2018, Trivandrum	Participant
8	Endocrine CME	Dr. Jean Dr. Jagan	27 <sup>th</sup> May 2018, Thrissur	Participant
9	Hematology CME KIMS	Dr. Sandeep Dr. Arif Dr. Sunal Dr. Harish Dr. Jagadeesan Dr. Varsha Dr. Salmah Dr. Greeshma Dr. Gopakumar Dr. Suneeth	3 <sup>rd</sup> June 2018, KIMS, Trivandrum	Participant
10	Nephrokid	Dr. Sandeep Dr. Varsha Dr. Arif Dr. Gopakumar Dr. Harish	16 <sup>th</sup> and 17 <sup>th</sup> June 2018, Trivandrum	Participant
11	CME in Hematology for Post Graduates	Dr. Arif A K	25 <sup>th</sup> - 27 <sup>th</sup> July 2018, Vellore	Participant

12	Ped Criticon	Dr. Salma Dr. Neethu Dr. Priyanka	14 <sup>th</sup> and 15 <sup>th</sup> July 2018, Calicut	Participant
13	ESPNIC	Dr. Suneeth Dr. Greeshma	20 <sup>th</sup> to 22 <sup>nd</sup> July 2018, Kochi	Participant
14	Haematology	Dr. Arif Dr. Gopakumar	24 <sup>th</sup> to 29 <sup>th</sup> July 2018, Vellore	Participant
15	IONAL neonatology forum Kerala	Dr. Gopakumar Dr. Neethu	7 <sup>th</sup> August 2018, Trivandrum	Participant
16	Endocrine CME	Dr. Arif Dr. Sunil Dr. Jean Dr. Sandeep Dr. Salma Dr. Neethu Dr. Jagan Dr. Greeshma Dr. Harish	15 <sup>th</sup> September 2018, Trivandrum	Participant

## Journal Abstract

### Role of intranasal midazolam as a procedural sedative in children aged 6 months to 12 years: An open-label randomized controlled study

Subhash S, Joji P

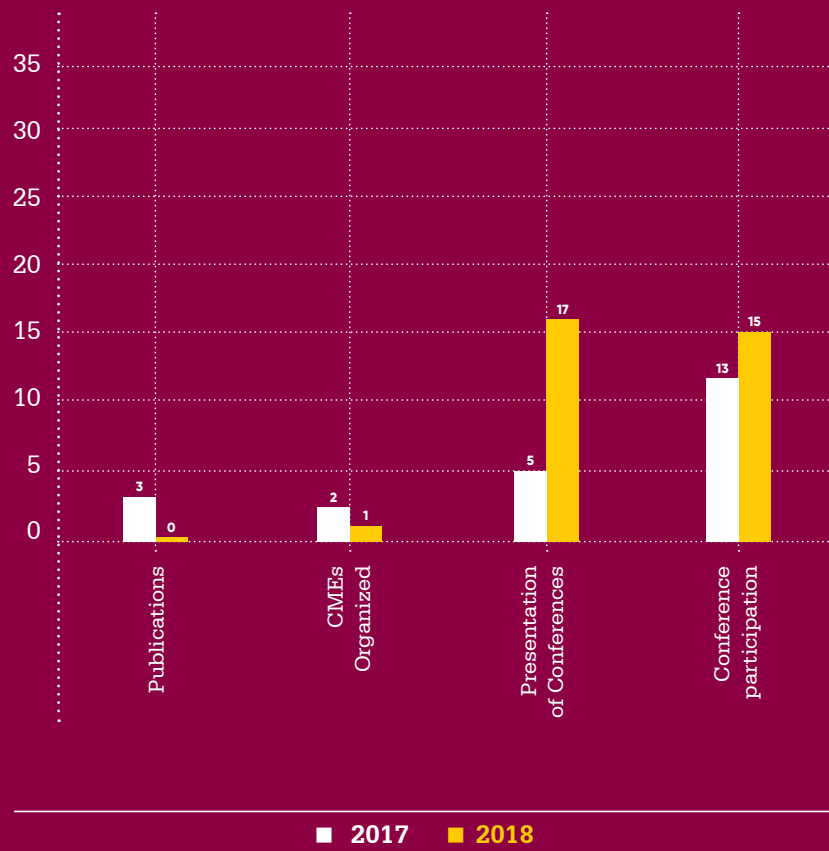
#### Abstract

**Objectives:** The objectives of the study were to evaluate the efficacy and the adverse effects of intranasal midazolam compared to intravenous (IV) midazolam for procedural sedation in children between 6 months and 12 years of age using the University of Michigan sedation scale. **Design:** Prospective open-label randomized controlled trial. **Setting:** Children requiring sedation for any invasive or non-invasive procedure in the Department of Paediatrics, between June 2012 and May 2014. **Participants:** A total of 246 children aged between 6 months and 12 years of age were enrolled and sequentially allocated into the study by computer-generated block randomization. **Intervention:** As per randomization, participants were administered intranasal or IV midazolam before the procedure. Procedure was done 5 min after IV and 15 min after intranasal administration. **Main outcome measures:** Sedation score was rated using the University of Michigan Sedation Score. The ease of performance, numbers of successfully completed procedures, and adverse effects were noted. **Results:** Intranasal midazolam provided better sedation scores ( $p < 0.001$ ) and ease of procedure scores ( $p = 0.026$ ) compared to IV, especially in the age group from 6 months to 6 years. Both groups gave comparable successful procedure completion rates. The most commonly encountered side effect with intranasal was nasal irritation ( $p < 0.001$ ). **Conclusion:** Intranasal midazolam provided significantly better sedation and ease of procedure scores when compared to IV, with fewer adverse effects. Hence, it can be put to use in resource-limited settings.

#### Reference

Subhash S, Joji P. Role of intranasal midazolam as a procedural sedative in children aged 6 months to 12 years: An open-label randomized controlled study. *Indian Journal of Child Health [Internet]*. 29Nov.2017 [cited 26Mar.2019];5(1):1-. Available from: <https://atharvapub.net/IJCH/article/view/678>

# DEPARTMENT OF RADIO DIAGNOSIS



Comparison of academic activities during 2017 & 2018



## Recognitions

- Dr Dhanya Elsa James secured first prize for E-poster presentation on the role of endoscopic ultrasound in evaluation of pancreatic masses at the IRIA Kerala state chapter held on 8th March 2018 in Kozhikode
- Dr Manish Kumar Yadav secured first prize in the category of complicated case presentation on "Prostatic artery embolization" at the IRCON-2018 conference held on 10th November 2018 at Kochi

## Continuing Medical Education Programmes

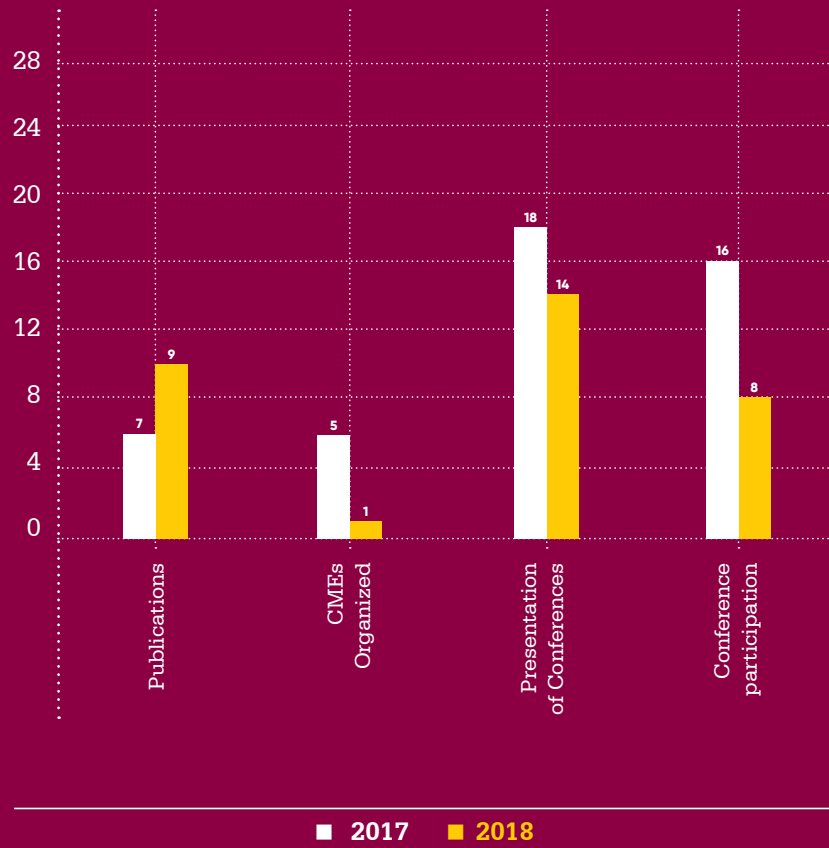
- Pixel 2018, a state level CME was organized on 11th November 2018 at the Osler hall, KIMS north.

Paper Presentations at Conference			
Sl. No	Name of the Conference, Date & Venue	Name of the presenters	Title of presentations
1	17 <sup>th</sup> Asian oceanian Congress of radiology , 25 <sup>th</sup> to 28 <sup>th</sup> January 2018, Mumbai	Dr. Zunimol P K M. Dr. Manjunath G	<ul style="list-style-type: none"> <li>• Role of perfusion MRI in intracranial space occupying lesions</li> <li>• Correlation of elastography with HPE in differentiating benign and malignant breast lesions</li> </ul>
2	ISVIR 2018 (Indian post graduate institute of medical sciences, 12 <sup>th</sup> 15 <sup>th</sup> February 2018, Lucknow	Dr. Dheeraj Bindal	<ul style="list-style-type: none"> <li>• Role of interventional radiology in acute gastrointestinal bleeding: an educational exhibit (Podium presentation, e poster</li> <li>• Spectrum of traumatic intra parenchymal hepatic arterial injuries and its interventional Management (Podium presentation</li> </ul>
3	European congress of radiology, 28 <sup>th</sup> February to 4 <sup>th</sup> March 2018, Vienna (Austria)	Dr. Anirudh Nair	CBDT (Case base diagnosis and treatment) session
4	IMAGE 2018 (IRIA 37 <sup>th</sup> Annual state conference), 8 <sup>th</sup> March 2018, Calicut	Dr. Sunitha R Dr. Dhanya Elsa Dr. Dheeraj Bindal Dr. Hanan Parachikottil Dr Salal N	<ul style="list-style-type: none"> <li>• Approach to MR imaging in carcinoma rectum-A resident's guide</li> <li>• Role of endoscopic ultrasound in pancreatic lesions</li> <li>• Rare case report of ewing's sarcoma prostate (Poster)</li> <li>• Transarterial chemoembolization – feasibility and outcome in small HCC</li> <li>• Role of MRI endometrial carcinoma (Poster)</li> </ul> <p>Uncommon presentation of esophageal carcinoma clinically obscure to radiologically overt (Poster)</p>
5	CIRSE 2018, 22 <sup>nd</sup> to 25 <sup>th</sup> September 2018, Portugal	Dr. Manish Kumar Yadav	Role of MRI in identifying the location of cisterna chyli and its successful percutaneous cannulation and embolisation in two cases of thoracic duct injury
6	Midterm CME , Kerala IRIA, October 2018, Kochi	Dr. Zunimol P K M Dr. Manoj K S	<ul style="list-style-type: none"> <li>• USG – hand and wrist (Chairing session)</li> <li>• USG elastography</li> </ul>
7	IRCON-2018, 10 <sup>th</sup> November 2018, Kochi	Dr. Manish Kumar Yadav	<ul style="list-style-type: none"> <li>• Prostatic artery embolization</li> </ul>
8	PIXEL 2018 on Cardiac imaging, 11 <sup>th</sup> November 2018, KIMS, Trivandrum	Dr. Manoj K S Dr. Haroon M	<ul style="list-style-type: none"> <li>• MR elastography</li> <li>• Cardiac CT</li> </ul>

Conference Participations				
Sl. No	Name of the conference	Name of the participants	Date & Venue	Role
1	17 <sup>th</sup> Asian oceanian congress of Radiology	Dr Pradeep S Dr Zunimol P K M Dr Manjunath G	25 <sup>th</sup> to 28 <sup>th</sup> January 2018, Mumbai	Participant

2	APRICOT 2018 (Annual postgraduate radiology & imaging comprehensive teaching program)	Dr Richie Prem Anand P Dr Namitha Shah Dr Manjunath G Dr Vineeth Baby	3 <sup>rd</sup> and 4 <sup>th</sup> February 2018, Kozhikode	Participant
3	Ramachandra advanced radiology education	Dr Richie Prem Anand Dr Manjunath G	8 <sup>th</sup> to 11 <sup>th</sup> February 2018, Chennai	Participant
4	Annual neurovascular intervention update	Dr Manish Kumar Yadav	9 <sup>th</sup> and 10 <sup>th</sup> February 2018, Guru gram (Delhi NCR)	Participant
5	ISVIR 2018 (Indian postgraduate institute of medical sciences)	Dr Manish Kumar Yadav	12 <sup>th</sup> 15 <sup>th</sup> February 2018, Lucknow	Faculty
6	IMAGE 2018 ( IRIA 37th annual state conference )	Dr Sunitha R	8 <sup>th</sup> March 2018, Calicut	Participant
7	Annual conference of IRIA Kerala state chapter	Dr Zunimol P K M Dr Pradeep S Dr Sunitha Dr Dhanya Dr Salal Dr Dheeraj Dr Hanan	10 <sup>th</sup> and 11 <sup>th</sup> March 2018, Kozhikode	Participant
8	Back to basics in neuroradiology	Dr Deepthi Dr Harikrishnan T	12 <sup>th</sup> and 13 <sup>th</sup> May 2018, Trivandrum	Participant
9	Midterm CME of Kerala IRIA	Dr Manoj Dr Pradeep S Dr Zunimol P K M	December 2018	Participant
10	Stroke academy master class	Dr Manish Kumar Yadav	December 2018, Mumbai	Participant

# DEPARTMENT OF RESPIRATORY MEDICINE



Comparison of academic activities during 2017 & 2018

## Publications

- Arjun P, Najeeb A A, Ramachandran R. Lung contusion. Lung India 2018;35:263-264.
- Padmanabhan A, Subhash R, Thomas B. Molecular and clinical profile of adenocarcinoma lung among Indian women. European Respiratory Journal [Internet]. 2017 Sep 1 [cited 2019 May 3];50(suppl 61):PA4260. Available from: [https://erj.ersjournals.com/content/50/suppl\\_61/PA4260](https://erj.ersjournals.com/content/50/suppl_61/PA4260)
- Haque A, Ameer A, Ananthanarayanan R, Padmanabhan A. Efficacy of Influenza and Pneumococcal Vaccination in Preventing COPD Exacerbation. Open Forum Infect Dis [Internet]. 2017 Oct 4 [cited 2019 May 3];4(Suppl 1):S470. Available from: <https://www.ncbi.nlm.nih.gov/pmc/articles/PMC5630761/>
- Dhar R, Singh S, Talwar D, Chandrashekariah S, Kant S, Swarnakar R, et al. Phenotypes in Bronchiectasis from the EMBARC India Registry. In: Respiratory infections [Internet]. European Respiratory Society; 2018 [cited 2019 May 3]. p. OA4952. Available from: <http://erj.ersjournals.com/lookup/doi/10.1183/13993003.congress-2018.OA4952>
- Ghorpade D, Singh S, Talwar D, Chandrashekariah S, Kant S, Swarnakar R, et al. Post-Tuberculosis Bronchiectasis in India: Outcomes of the Indian EMBARC Registry. In: Tuberculosis [Internet]. European Respiratory Society; 2018 [cited 2019 May 3]. p. PA2748. Available from: <http://erj.ersjournals.com/lookup/doi/10.1183/13993003.congress-2018.PA2748>
- Arjun S, Ameer KA, Arjun P, Joshi M, Kesavan Nair V, Vinod K.K. Expiratory central airway collapse, a retrospective descriptive study in a tertiary health care centre. Pulmon. 2018; 20(2):pp. 68-72.
- Arjun P. Fungal exacerbations of COPD. Pulmon 2018; 20(2):pp. 92-94.
- Utility of EBUS – TBNA in mediastinal lymphadenopathy in a tertiary care centre. Pulmon 2018; 20(3):pp. 110-116
- Soofia M, Arjun P. Biologicals in treatment of asthma. JAPT 2018; 1:14-19

## Continuing Medical Education Programmes

- An RCPE web symposium on Respiratory Medicine was conducted on 7th March 2018 at the 11th level conference hall and there were 14 participants for this programme.

Paper Presentations at Conferences			
Sl. No	Name of the Conference, Date & Venue	Name of the presenters	Title of presentations
1	Madras medical college obstructive sleep CME 2018, 31st January 2018, Chennai	Dr. P. Arjun	<ul style="list-style-type: none"> <li>• Definition &amp; pathophysiology of OSA</li> <li>• Clinical evaluation of patients with sleep disorders</li> <li>• Obesity hypo ventilation pathophysiology, diagnosis &amp; management.</li> <li>• Consequences of OSA</li> <li>• Basic management of OSA</li> </ul>
2	BRONCOCON 2018, 9th to 11th February 2018, Coimbatore	Dr. P. Arjun	<ul style="list-style-type: none"> <li>• When and how to intervene in transudative effusions - conservative, pleuroscopy and more</li> </ul>
3	External CME, 4th March 2018, Trivandrum	Dr. P. Arjun	<ul style="list-style-type: none"> <li>• Recent updates in asthma &amp; COPD</li> </ul>
4	External CME, 20th May 2018, Trivandrum	Dr. P. Arjun	<ul style="list-style-type: none"> <li>• GOLD 2018 guidelines</li> </ul>
5	ERS International Congress- 2018 (European Respiratory Society), 15th to 19th September 2018, Paris	Dr. Aneesh Kumar S	<ul style="list-style-type: none"> <li>• Validity of risk calculator in predicting post-operative respiratory failure in patient undergoing elective/ emergency surgery at a tertiary care hospital in south India</li> </ul>
6	Manuscript writing workshop, 29th and 30th September 2018, Thrissur	Dr Bala P Dr Sajan J M	<ul style="list-style-type: none"> <li>• Utility of EBUS-TBNA in mediastinal lymphadenopathy in a tertiary care Centre</li> <li>• Impact of frozen section evaluation of pleuroscopic biopsy in management of pleural effusion</li> </ul>
7	PG Update 2018, 5th and 6th October 2018, Trivandrum	Dr. P. Arjun	<ul style="list-style-type: none"> <li>• How to read a polysomnogram report</li> <li>• To conduct a viva for PGS</li> </ul>
8	NAPCON 2018 (National conference on pulmonary diseases), 29th November to 2nd December 2018, Ahmadabad	Dr. P. Arjun Dr. Bala P	<ul style="list-style-type: none"> <li>• Cochrane review (2017). Anti-IL5 therapies for asthma.</li> <li>• Oral steroid in severe asthma</li> <li>• Latent TB screening in prospective liver transplant patients in a tertiary care centre</li> </ul>

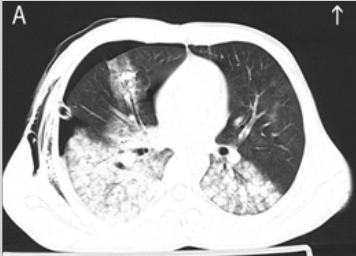
Conference Participations				
Sl. No	Name of the conference	Name of the participants	Date & Venue	Role
1	PULMO-PG update 2018	Dr. M. Lalitha Priya	19 <sup>th</sup> and 20 <sup>th</sup> January 2018, Kochi	Participant
2	REALM 2018	Dr. Milan Malik Thaha	29 <sup>th</sup> June to 4 <sup>th</sup> July 2018, Finland	Participant
3	Training in interventional pulmonology at Apollo Hospital	Dr. P. Arjun Dr. Ameer K A	9 <sup>th</sup> to 12 <sup>th</sup> July 2018, Bangalore	Participant
4	ERS International congress- 2018 (European respiratory society)	Dr. V. Kesavan Nair Dr. P. Arjun	15 <sup>th</sup> to 19 <sup>th</sup> September 2018, Paris	Participant
5	APSR-2018 (Congress of the Asia Pacific society of respirology)	Dr. Ameer K A	29 <sup>th</sup> November to 2 <sup>nd</sup> December 2018, Taiwan	Participant
6	NAPCON 2018 (National conference on pulmonary diseases)	Dr. Rohith S Dr. M. Joshi	29 <sup>th</sup> November to 2 <sup>nd</sup> December 2018, Ahmadabad	Participant

### Journal Abstract

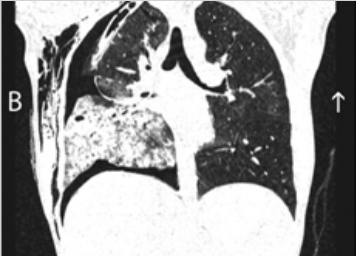
**Lung contusion**  
Arjun P, Najeeb A A, Ramachandran R.

**Abstract**  
Lung contusion usually follows blunt trauma to the chest. If not properly diagnosed and adequately treated, it could at times be fatal as well. This case is being presented to highlight the radiological findings of this condition.


**Reference**  
Arjun P, Najeeb A A, Ramachandran R. Lung contusion. *Lung India* 2018;35:263-264.



**A**



**B**

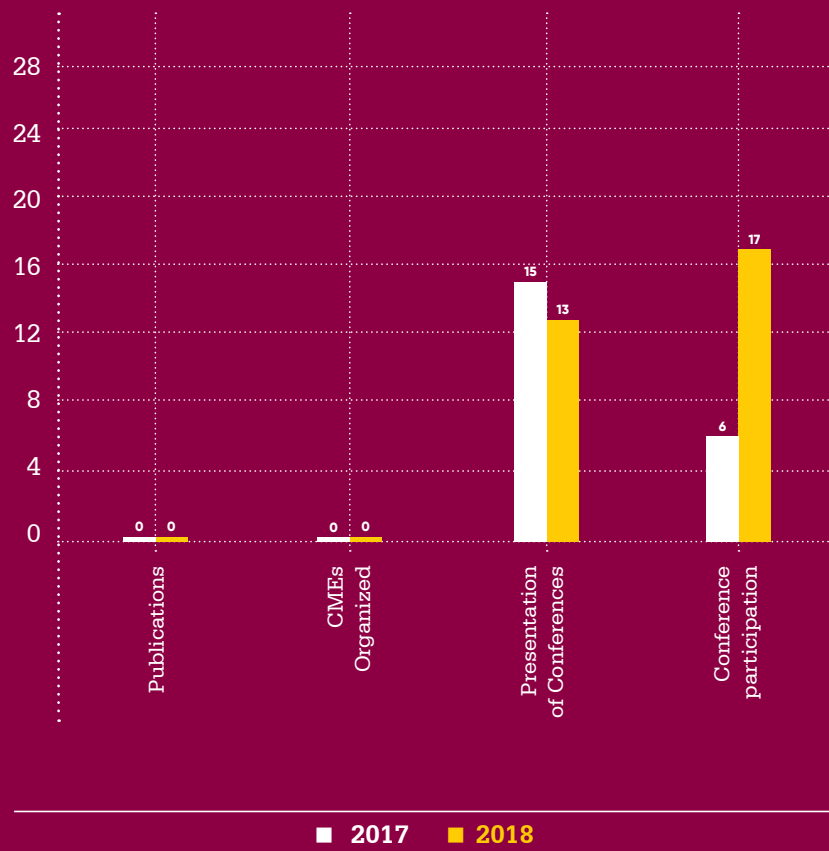


*Axial image of 64-slice computerized tomogram of the chest showing the presence of multiple nodular lesions with ill-defined margins and air bronchograms involving both lower lobes of lung. Pneumothorax and surgical emphysema on the right side and the intercostal drainage tube are also seen*

*Coronal image of computed tomography thorax showing the presence of multiple nodular lesions with ill-defined margins and air bronchograms involving the right lower lobe. Pneumothorax and surgical emphysema on the same side and the intercostal drainage tube are also seen*

*Three-dimensional volume rendering technology acquired in a 64-slice computerized tomogram of the thorax in which incidentally, an undisplaced fracture of the ninth right rib laterally is also seen*

# DEPARTMENT OF SURGICAL GASTROENTEROLOGY



Comparison of academic activities during 2017 & 2018

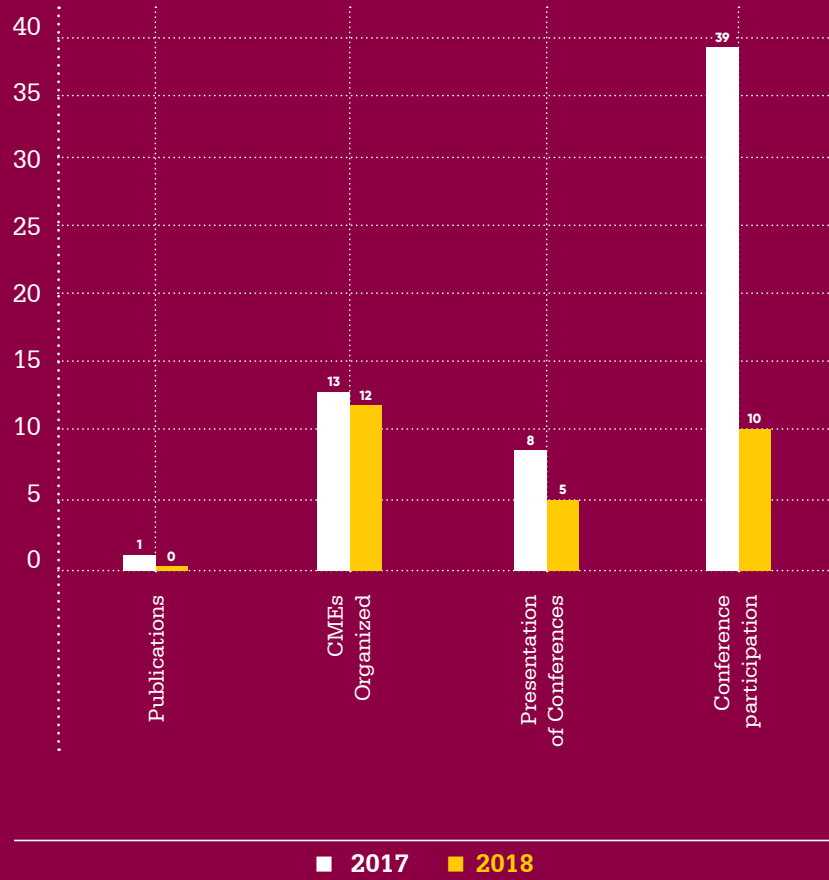
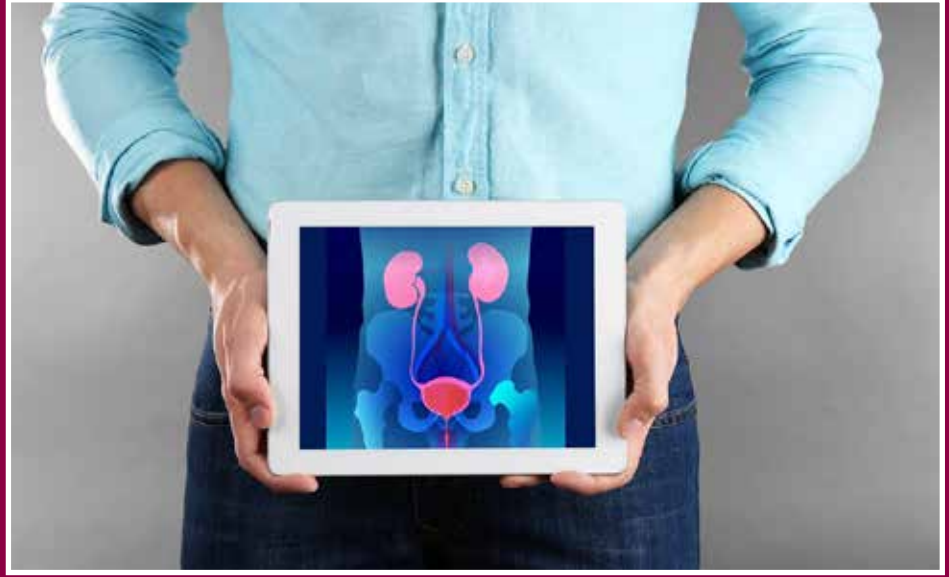
## Publications

- Dr Anush Mohan, secured first prize for E-video presentation on “Laparoscopic median pancreatectomy and first prizes for award video on “Laparoscopic right hepatectomy” at the conference on association of surgical gastroenterologists of Kerala, on 24th and 25th March 2018 in Trivandrum

Paper Presentations at Conference			
Sl. No	Name of the Conference, Date & Venue	Name of the presenters	Title of presentations
1	IHPBA INDIA 2018 (International hepato pancreato biliary association), 12 <sup>th</sup> 14 <sup>th</sup> January 2018, Pune	Dr. Mohamed Abdullatheef Dr. Venugopal B	<ul style="list-style-type: none"> <li>• Ischemia reperfusion injury in DDLT and its effect on outcome</li> <li>• Laparoscopic right hepatectomy</li> </ul>
2	Master class in liver disease 2018, 26 <sup>th</sup> and 27 <sup>th</sup> January 2018, Chennai	Dr. Shiraz Dr. Gasnafar Hussain	<ul style="list-style-type: none"> <li>• Role of PET-CT in HCC</li> <li>• Role of PET-CT in cirrhosis with HCC</li> </ul>
3	Association of surgical gastroenterologists of Kerala, 24 <sup>th</sup> and 25 <sup>th</sup> March 2018, Trivandrum	Dr. Anush Mohan	<ul style="list-style-type: none"> <li>• Laparoscopic median pancreatectomy</li> <li>• Laparoscopic right hepatectomy</li> </ul>
4	2018 Joint international congress of ILTS, ELITA & LICAGE, 21 <sup>st</sup> to 31 <sup>st</sup> May 2018, Portugal	Dr Shiraz A R	<ul style="list-style-type: none"> <li>• Role of procalcitonin in predicting new onset sepsis and in guiding immunosuppressant therapy in early post liver transplantation period</li> </ul>
5	13 <sup>th</sup> IHPBA world congress, 4 <sup>th</sup> to 7 <sup>th</sup> September 2018, Switzerland	Dr. Venugopal B	<ul style="list-style-type: none"> <li>• Laparoscopic right hepatectomy for giant haemangioma</li> </ul>
6	National conference of the Indian association of surgical gastroenterology, 3 <sup>rd</sup> to 6 <sup>th</sup> October 2018, Chandigarh	Dr Dilip Punnam Dr Vijay H S	<ul style="list-style-type: none"> <li>• Health related quality of life before and liver Transplantation</li> <li>• Lap resection of segment IV B of liver</li> <li>• Laparoscopic left hepatectomy</li> </ul>
7	ISGCON-2018(Annual conference of Indian society of gastroenterology), 28 <sup>th</sup> November to 1 <sup>st</sup> December 2018, Kochi	DrVenugopal B Dr Dileep Punnam	<ul style="list-style-type: none"> <li>• Umbilical and inguinal hernia in cirrhotic patients</li> <li>• Health related quality of life in past liver transplant patients</li> </ul>

Conference Participations				
Sl. No	Name of the conference	Name of the participants	Date & Venue	Role
1	Master Class Liver Disease 2017	Dr. Shiraz A R Dr. Shabeer Ali Dr. Venugopal B	20 <sup>th</sup> to 21 <sup>st</sup> January 2017, Chennai	Participant
2	Comprehensive hands on training program & fellowship course	Dr. Shiraz A R	9 <sup>th</sup> to 11 <sup>th</sup> March 2017, Coimbatore	Participant
3	2018 Joint international congress of ILTS, ELITA & LICAGE	Dr. Shabeer Ali T U	21 <sup>st</sup> to 31 <sup>st</sup> May 2018, Portugal	Participant
4	FIAGES 2017	Dr. Anush Mohan	21 <sup>st</sup> and 22 <sup>nd</sup> July 2017, Trivandrum	Participant
5	Mid Term CME (Indian association of surgical gastroenterology)	Dr. Dilip Punnam Dr. Anush Mohan	14 <sup>th</sup> and 15 <sup>th</sup> July 2018, Hyderabad	Participant
6	HPB surgery certificate course	Dr. Anush Mohan Dr. Gasnafar Hussain C P	6 <sup>th</sup> to 10 <sup>th</sup> August 2018, Ahmadabad	Participant
7	Laparoscopic esophagectomies in ASI Trivandrum chapter	Dr. Shiraz A R	August 2018, Trivandrum	Participant
8	CLBS 2018 (Centre for Liver and Biliary sciences )	Dr. Shiraz A R Dr. Shabeer Ali T U	14 <sup>th</sup> and 15 <sup>th</sup> September 2018, New Delhi	Participant
9	Indian association of surgical gastroenterology (IASGCON)	Dr. Shabeer Ali Dr. Shiraz A R	3 <sup>rd</sup> to 6 <sup>th</sup> October 2018, Chandigarh	Participant
10	Laparoscopic hepatic jejunostomy in ASIA	Dr. Shiraz A R	October 2018, Trivandrum	Participant

# DEPARTMENT OF UROLOGY



Comparison of academic activities during 2017 & 2018



<b>Continuing Medical Education Programmes</b>				
Sl.No	Name of the programme	Type of programme	Date & Venue	No. participants
1	Clinical club meeting	Internal CME	17th January 2018	67
2	Clinical club meeting	Internal CME	21st February 2018	55
3	Clinical club meeting	Internal CME	21st March 2018	44
4	Clinical club meeting	Internal CME	18th April 2018	48
5	Clinical club meeting	Internal CME	16th May 2018	56
6	Clinical club meeting	Internal CME	20th June 2018	56
7	Clinical club meeting	Internal CME	18th July 2018	97
8	Clinical club meeting	Internal CME	29th August 2018	77
9	Clinical club meeting	Internal CME	19th Sep 2018	130
10	Clinical club meeting	Internal CME	17th October 2018	106
11	Clinical club meeting	Internal CME	21st November 2018	88
12	Clinical club meeting	Internal CME	19th December 2018	109

<b>Paper Presentations at Conference</b>			
Sl. No	Name of the Conference, Date & Venue	Name of the presenters	Title of presentations
1	Neuro-Vesicon 2018 (The midterm conference of urological association of Kerala), 26 <sup>th</sup> May 2018, Kochi	Dr. Renu Thomas	New frontiers in urodynamics
2	International medical conclave, 15 <sup>th</sup> to 17 <sup>th</sup> November 2018, Dubai	Dr. Kannan Nair	Management of erectile dysfunction -What is after sildenafil
3	Urology association of Kerala annual conference, 23 <sup>rd</sup> to 25 <sup>th</sup> November 2018, Thrissur	Dr. Renu Thomas	Complications of surgery for stress urinary incontinence and their bailout

<b>Conference Participations</b>				
Sl. No	Name of the conference	Name of the participants	Date & Venue	Role
1	USICON 2018 (National conference of urology society of India)	Dr. Renu Thomas	18 <sup>th</sup> to 20 <sup>th</sup> January 2018, Jaipur	Session chair
2	Holmium Laser Training 2018	Dr. Sudin S R	5 <sup>th</sup> and 6 <sup>th</sup> May 2018, Bangalore	Participant
3	Neuro-Vesicon 2018 (The midterm conference of urological association of Kerala)	Dr. Vipin Das Dr. Prabhnoor Singh Dr. Anand Dilip Vakade	26 <sup>th</sup> May 2018, Kochi	Participant
4	Reconstructive urology live operative workshop	Dr. Anand Dilip Vakade Dr. Vipin Das Dr. Renu Thomas	16 <sup>th</sup> and 17 <sup>th</sup> June 2018, Manipal	Participant
5	SZUCICON 2018	Dr. K. Sasidharan	10 <sup>th</sup> to 12 <sup>th</sup> August 2018, Wayanad	Moderator
6	Kasturba medical college CME	Dr. K. Sasidharan	28 <sup>th</sup> October 2018, Mangalore	Panelist
7	URO-MET -2018	Dr. Anand Dilip Vakade	7 <sup>th</sup> and 8 <sup>th</sup> September 2018, Gurugram	Participant
8	PERCON 2018	Dr. Sudin S R	29 <sup>th</sup> and 30 <sup>th</sup> September 2018, New Delhi	Participant



OFFICIAL RELEASE OF  
**SOCOMER REPORT 2017**



