



SOCIETY FOR CONTINUING MEDICAL EDUCATION & RESEARCH

Kerala Institute of Medical Sciences, Trivandrum

ANNUAL REPORT 2019



CONTENTS

I. Preface	5
II. Highlights	7
III. Departmental activities	7
1. Anesthesiology	8
2. Cardiology	11
3. Critical Care Medicine	17
4. Emergency Medicine	20
5. Ear, Nose and Throat	24
6. Family Medicine	26
7. Gastroenterology	35
8. General Surgery	37
9. Internal Medicine	29
10. Neonatology	39
11. Nephrology	43
12. Neurology	45
13. Obstetrics & Gynecology	48
14. Oncology	51
15. Orthopedics	54
16. Pediatrics	58
17. Radio Diagnosis	62
18. Respiratory Medicine	65
19. Surgical Gastroenterology	70
20. Urology	72
21. SOCOMER	74



This year some of the departments have excelled in their academic performance. Special mention has to be placed about the department of Respiratory Medicine for publishing 14 papers in various journals. This reflects the coordinated activity of the staff in the department for making their activities known to academic world. Departments of Neonatology, Cardiology, Internal Medicine, Urology and Emergency Medicine have conducted more than 10 continuing Medical Education (CME) programmes to disseminate the latest knowledge in medicine among doctors and these departments have shown leadership qualities in this field. Cardiology, Orthopedics, Pediatrics, Internal Medicine and Respiratory Medicine departments have presented more than 20 papers in various conferences which should be appreciated by all. On the other side we have to take note of 9 departments which had no publications, 3 departments which could not conduct any CME programmes and 2 departments which could not present any papers in any conference this year. They need more encouragement and support to improve their performance in the years to come.

Prof. G. Vijayaraghavan

Vice Chairman & Director, Medical Services,
 Dean, Academics & President, SOCOMER,
 Kerala Institute of Medical Sciences,
 Trivandrum, Kerala.

HIGHLIGHTS

MEDICAL EDUCATION PROGRAMMES IN KIMS DURING THE YEAR 2019

	No. of programs
International continuing medical education programmes (CMEs)	1
National CMEs	6
State level CMEs	2
Regional level CMEs	8
Internal CMEs/Workshops	78
American Heart Association (AHA) Courses	13

MEDICAL EDUCATION PROGRAMMES IN KIMS DURING THE YEAR 2019

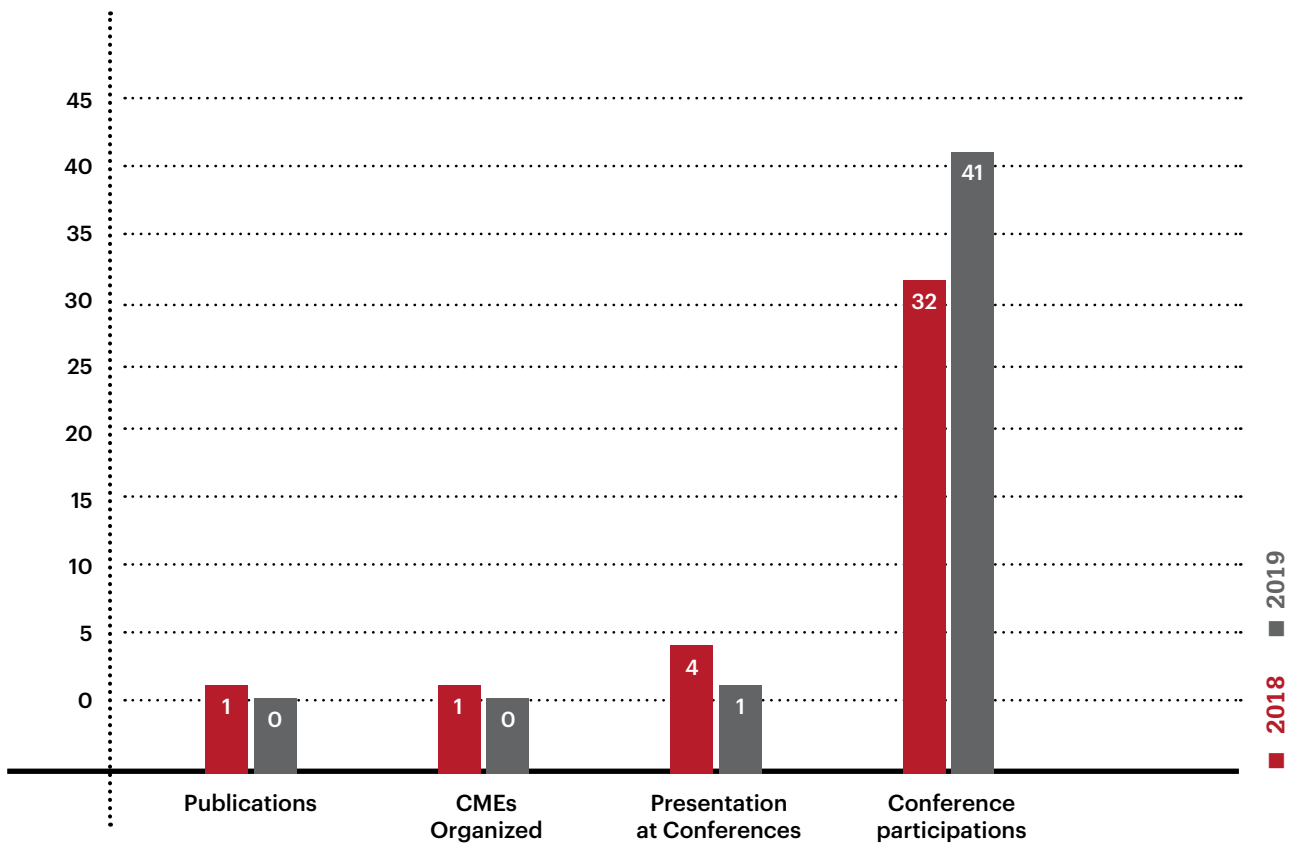
	TOTAL
Papers presented in International conferences	23
Papers presented in National conferences	113
Papers presented in State conferences	80
Publications in medical journals	43
Chapters authored in books	4

DEPARTMENT WISE PERFORMANCE

PUBLICATIONS IN MEDICAL JOURNALS	TOTAL
Respiratory Medicine	14
Cardiology	7
Gastroenterology	6
Neonatology	5
Internal Medicine	4
Family Medicine	2
Neurology	2
Emergency Medicine	2
Surgical Gastroenterology	1
Radio Diagnosis	1
Nephrology	1
Anesthesiology	0
ENT	0
General Surgery	0
Critical Care Medicine	0
Oncology	0
Urology	0
Obstetrics & Gynecology	0
Orthopedics	0
Pediatrics	0
CMES ORGANIZED	TOTAL
Neonatology	18
Cardiology	17
Internal Medicine	12
Urology	11
Emergency Medicine	10
Critical Care Medicine	7
General Surgery	7
Pediatrics	6
Respiratory Medicine	5
Nephrology	3
Family Medicine	2
Neurology	2

Obstetrics & Gynecology	2
ENT	1
Oncology	1
Orthopedics	1
Radio Diagnosis	1
Anesthesiology	0
Gastroenterology	0
Surgical Gastroenterology	0
PAPERS PRESENTED IN VARIOUS CONFERENCES	TOTAL
Cardiology	33
Orthopedics	29
Pediatrics	25
Internal Medicine	23
Respiratory Medicine	23
Obstetrics & Gynecology	17
Neurology	12
Emergency Medicine	11
Neonatology	8
Family Medicine	7
Oncology	7
ENT	6
Nephrology	6
Radio Diagnosis	3
Surgical Gastroenterology	2
Anesthesiology	1
Critical Care Medicine	1
Urology	1
Gastroenterology	0
General Surgery	0

Department of **ANESTHESIOLOGY**



COMPARISON OF ACADEMIC ACTIVITIES DURING 2018 & 2019

PAPER PRESENTATION

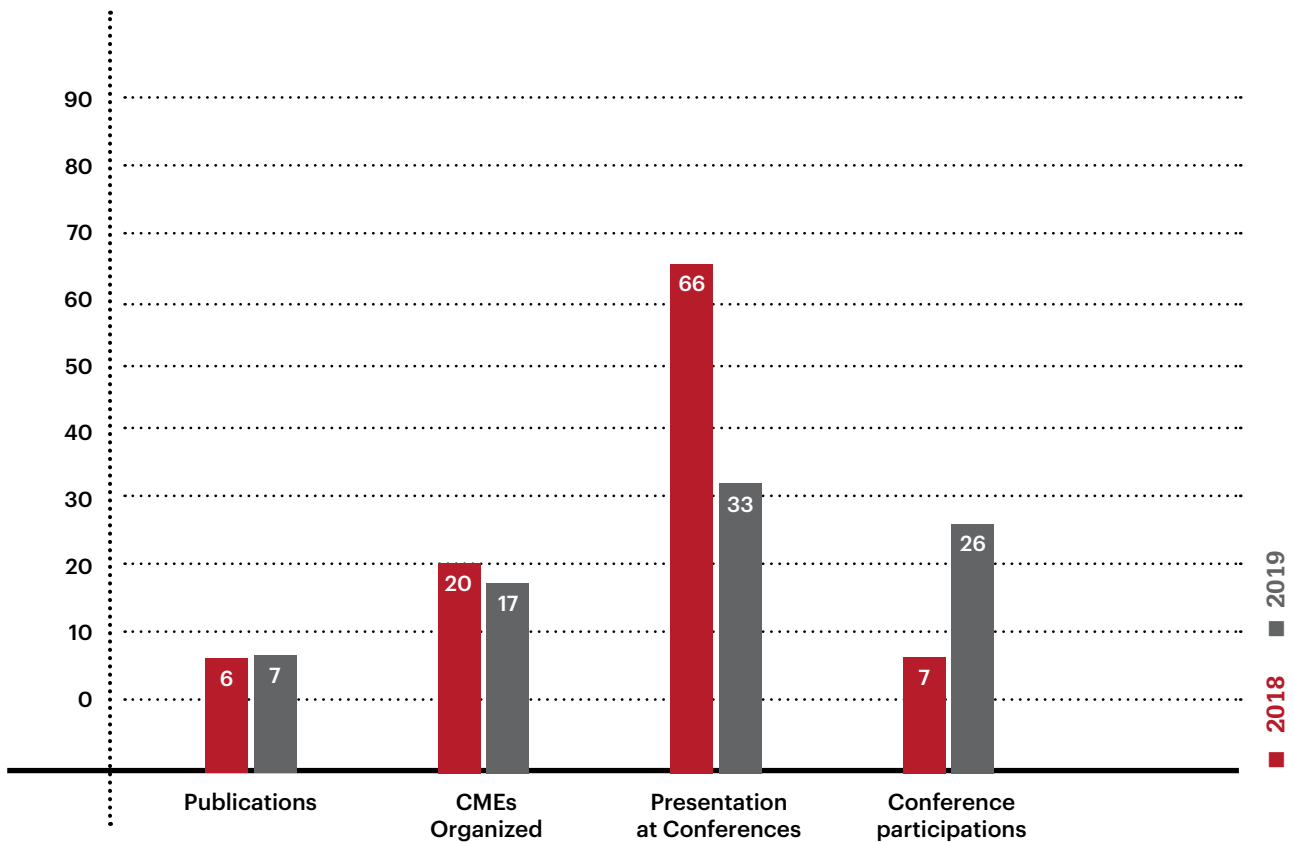
Dr. Subash S, presented a paper on “Pseudo aneurysm of CAD and role of TEE in management” at the International transesophageal echocardiography workshop cum CME from 29th to 31st August 2019, Bangalore.

CONFERENCE PARTICIPATION

NAME OF THE CONFERENCE	NAME OF THE PARTICIPANTS	DATE & VENUE	ROLE
KAMCON 2019: Airway Society of Kochi	Dr Jacob John Theophilus	January 2019, Kochi	Faculty
CAAP-2019 (Calicut Anaesthesia Academic Programme)	Dr Rubia Unis Dr Saritha S Dr Binitha Khalid Dr Midhu V Nadh Dr Aswathy Jayapal Dr Nashra Faizal Dr Pooja P Dr Krithika KG Dr Ahamed Roshan Dr Joseph Abraham	5 th and 6 th January 2019, Kozhikode	Delegate
RACE -2019 (Ramachandra Anesthesia Continuing Education)	Dr Krithika KG Dr Deepu CR Dr Pooja P Dr Nashra Faizal Dr Rubia Unis	25 th to 27 th January 2019, Chennai	Delegate
Nizwas CME	Dr Jacob John Theophilus	Feb 2019	Faculty
ISAMIDKON 2019 (PG quest mid term CME)	Dr Joseph Abraham	9 th and 10 th March 2019, Kannur	Delegate
Patient Safety conference	Dr Joseph Abraham	April 2019, KIMS, Trivandrum	Delegate
NICE- Neuroanaesthesia and intensive care conference	Dr Jacob John Theophilus	28 th April 2019, SCTIMST, Trivandrum	Delegate
AORA-2019(Academy of Regional Anaesthesia)	Dr Jacob John Theophilus	4 th to 6 th July 2019, Coimbatore	Delegate
NBE Thesis Writing workshop	Dr Sruthi Muralidhar Dr Anish Mohan	1 st to 3 rd August 2019, Bangalore	Delegate
Workshop on clinical research methodologies, thesis research & protocol writing for DNB trainees	Dr Anish Mohan Dr Deepu CR Dr Sruthi Muralidhar Dr Ajeesh CE Dr Pooja Prakash	2 nd and 3 rd August 2019, Bangalore	Delegate
TRACON 2019 (Trauma Resuscitation & Anaesthesia conference)	Dr Jacob John Theophilus	August 2019, Kolenchery	Faculty
Amrita PG conference	Dr Nashra Faizal Dr Rubia Unis Dr Saritha S Dr Krithika Dr Amritalal MS Dr Vishnu Dayal	31 st August and 1 st September 2019, Kochi	Delegate

ISACON Kerala 2019 (Basic airway workshop)	Dr Jacob John Theophilus Dr Dinit Joy Dr Pooja Prakash Dr Ajeesh CE Dr Sruthi Muralidhar	18 th and 19 th October 2019, Thrissur	Delegate
Recent advances in ultrasound guided regional anesthesia	Dr Jacob John Theophilus	15 th December 2019, Thrissur	Delegate

Department of **CARDIOLOGY**



COMPARISON OF ACADEMIC ACTIVITIES DURING 2018 & 2019

Note: Academic activities of the Department of Cardiac Surgery are also included

PUBLICATIONS

1. Meera R, Vijayaraghavan G, Ramakrishna Pillai V, Rachel D, Padmaja NP. Incremental value of 2 D strain over wall motion score for detection of flow limiting coronary artery disease: Chopra HK, Nanda NC, Narula J. Advances in clinical cardiovascular imaging Echocardiography & Interventions (ACCI-EI) A Textbook of Cardiology. 1st edition. New Delhi: JayPee Brothers Medical Publishers (P) Ltd; 2019. 785-796.
2. Patil S, Sivasankaran S, Vijayaraghavan G. Advances in Echocardiographic navigation in pericardial effusion: Chopra HK, Nanda NC, Narula J. Advances in clinical cardiovascular imaging Echocardiography & Interventions (ACCI-EI) A Textbook of Cardiology. 1st edition. New Delhi: JayPee Brothers Medical Publishers (P) Ltd; 2019. 751-759.
3. Sivasankaran S, Vijayaraghavan G. Advances in echocardiographic navigation in restrictive cardiomyopathies: Chopra HK, Nanda NC, Narula J. Advances in clinical cardiovascular imaging Echocardiography & Interventions (ACCI-EI) A Textbook of Cardiology. 1st edition. New Delhi: JayPee Brothers Medical Publishers (P) Ltd; 2019. 707-720.
4. Vijayaraghavan G. Diabetic cardiomyopathy: Studies on Global longitudinal strain in asymptomatic diabetic subjects: H. K. Chopra, Shashank R. Joshi, G. S. Wander, Ravi R. Kasliwal, Viveka Kumar. Cardiometabolic update: A textbook of Cardiology. 1st edition. Jaypee Brothers Medical Publishers Pvt Ltd; 2018. 263-266.
5. Patil S, Vijayaraghavan G, Kartha C C. Prevalence and Determinants of Hyperuricemia in South Indian Adult Patients with Stable Coronary Artery Disease. J Pract Cardiovasc Sci 2019;5:191-6
6. Vijayaraghavan G. Does clinical cardiology need a journal?. Ann Clin Cardiol 2019;1:1
7. Soman SO, Vijayaraghavan G, Natarajan R, Kartha CC, Nair RR, Pillai HR. Genetic markers in hypertensive hypertrophic cardiomyopathy. Ann Clin Cardiol 2019;1:20-3

CONTINUING MEDICAL EDUCATION PROGRAMMES

NAME OF THE PROGRAMME	TYPE OF PROGRAMME	DATE	NO. OF PARTICIPANTS
CEDET-19 (Comprehensive Echo Doppler Evaluation Techniques)	National	12 th & 13 th January 2019	114
External cardiology clinical club on "Central Aortic Pressure, Hangout interval CT-FFR and Atrial Flow Regular"	Internal	24 th January 2019	12
Webcast on "Real World Data :What we have learned in 2018"	Internal	24 th January 2019	9
CME on "Mortality in ACS Patient"	Internal	31 st January 2019	8
Webex on "AUGUSTUSTUS study- Insights"	Internal	26 th March 2019	7
Web cast on "Scientific data dissemination of the credence trial"	Internal	17 th April 2019	9
Internal CME on "Anticoagulation across the AF risk continuum"	Internal	8 th May 2019	9

CME on "A road map to inpatient heart failure management"	Internal	21 st May 2019	18
A webinar on "Airways disease forum master class"	Internal	29 th May 2019	6
External Clinical Club Meeting	Internal	10 th July 2019	23
Webcast on "2019 clinical updates: how our guidelines have evolved"	Internal	24 th July 2019	9
Direct webcast by Dr. G. Vijayaraghavan	National	22 nd August 2019	NA
Internal CME on "Managing ACS patients having diabetes with case presentation"	Internal	31 st August 2019	8
Webcast on "Heart failure clinic"	Internal	14 th August 2019	6
RCPE web symposium on "Cardiology"	Internal	31 st October 2019	2
Internal CME on "Management of stroke prevention in AF"	Internal	4 th December 2019	4
CME on "Are all NOACs same?"	Internal	11 th December 2019	10

PAPER PRESENTATION

NAME OF THE CONFERENCE, DATE & VENUE	NAME OF THE PRESENTERS	TITLE OF THE PRESENTATIONS
Comprehensive Echo Doppler Evaluation Techniques (CEDET 2019), 12 th & 13 th January 2019, KIMS Trivandrum	Dr G Vijayaraghavan Dr M Zulfikar Ahamed Dr V Ramakrishna Pillai Dr Meera R Dr Ramesh Natarajan	<ul style="list-style-type: none"> The strain imaging in Heart disease. Has it come of age? Pre-operative evaluation of cyanotic CHD. How a surgeon looks at it? Post-operative CHD evaluation. To redo or not. Role of Echocardiography in patient on Chemotherapy. Echocardiography as a sentinel. Assessment of a young stroke. Heart of the matter.
CME at the General Hospital, Trivandrum, 3 rd March 2019, Trivandrum	Prof G Vijayaraghavan	<ul style="list-style-type: none"> Chest pain in ER
Medanta echo n cardiology, 13 th April 2019, Haryana	Dr G Vijayaraghavan	<ul style="list-style-type: none"> Newer modalities of echocardiography: when they made all the difference: illustrative cases Strain imaging Session chairing Lipid-lowering therapy in 2019: take of the masters Approach to common echocardiographic findings: quest for the right direction

The summer conference of Cardiological Society of India - Kerala Chapter, 4 th and 5 th May 2019, Calicut	Dr G Vijayaraghavan	<ul style="list-style-type: none"> • Clinical application of longitudinal strain imaging
Kerala heart rhythm society annual conference, 25 th and 26 th May 2019, Trivandrum	Dr Meera R	<ul style="list-style-type: none"> • Narrow complex tachycardia • Device detected AF-when treat
CSI National Heart Failure Congress, 20 th and 21 st July 2019, Kochi	Dr G Vijayaraghavan	<p>KEYNOTE Lectures on:</p> <ul style="list-style-type: none"> • Iron deficiency: a therapeutic target in heart failure • Restrictive Cardiomyopathy: Role of multimodality imaging • Heart failure epidemic: Strategies to abate! • Quality Improvement Programs in heart failure: Need of the hour?
ECHO Nagpur-2019 9 th to 12 th August 2019, Nagpur	Dr G Vijayaraghavan	<ul style="list-style-type: none"> • All about Valves - when to intervene, moving beyond LV function • Prosthetic Valve Assessment: Guidelines in action: Cases for key points • Mystery Cases • Using Strain Day-to-Day • Cardio-Oncology: a must for all • Echo in Systemic disease • Echo in Critical Care Unit – Diagnosing Shock, Echo Based management of shock, lung Ultrasound, Echo for bleeding patient, Echo for neurocritical and many more • Right Ventricular and hepatic Veins
IACCCON, 6 th to 8 th September 2019, Kochi	Dr G Vijayaraghavan	<ul style="list-style-type: none"> • Cardiomyopathies – Classification and Echocardiographic approach • Systolic & Diastolic Dysfunction: Trials and Medical Management
TCT 2019, 25 th to 30 th September 2019, San Francisco	Dr Dhinesh David	<ul style="list-style-type: none"> • Longitudinal stent compression proximal RCA
Echo India 2019, 7 th to 9 th November 2019, Kolkata	Dr G Vijayaraghavan	<ul style="list-style-type: none"> • Pulmonary hemodynamics in clinical practice (Expert critique) • Case studies: Post-operative PDA with Cyanosis (Speaker) • Symposium: Hypertrophic Cardiomyopathy Different faces and different treatment (Speaker) • Case studies: Intra-cardiac masses, pericardial effusion with RV mass (Speaker) • Common clinical scenarios where strain gives significant information (Speaker) • Mysteries of pericardium (Speaker) • Case studies: Icons - post traumatic VSD (Speaker)

CONFERENCE PARTICIPATION

NAME OF THE CONFERENCE	NAME OF THE PARTICIPANTS	DATE & VENUE	ROLE
Singapore Live 2019 (Annual Live Intervention in Vascular Endotherapy)	Dr Praveen SV	16 th to 18 th January 2018, Singapore	Participant
National Conference in Collaboration with the Catholic Health Association of India	Dr Alphonsa	18 th to 20 th January 2019, Hyderabad	Delegate
MDSICON 2019 (Annual conference of Movement Disorder Society of India)	Dr Shanthala Prabhu (Cardiac Surgery)	21 st to 24 th February 2019, Chennai	Delegate
American association for thoracic surgery	Dr Shaji Palangadan (Cardiac Surgery)	30 th April to 6 th May 2019, New York	Delegate
Kerala heart rhythm society annual conference	Dr G Vijayaraghavan Dr Ramakrishna Pillai	25 th and 26 th May 2019, Trivandrum	Chairperson
VITATRON Pacing world series & masterclass	Dr Dhinesh David	20 th to 22 nd June 2019, Spain	Delegate
The hypertension summit	Dr Ramesh Natarajan Dr Praveen SV	12 th and 13 th July 2019, Trivandrum	Session chairing Delegate
IACCCON-2019 (Cardiology review course)	Dr Pankaj Pralhad Suryawanshi	6 th to 8 th September 2019, Kochi	Delegate
TCT 2019	Dr Praveen SV	25 th to 29 th September 2019, San Francisco	Delegate
ECHO India 2019	Dr Muneer AR	8 th to 10 th November 2019, Kolkata	Delegate

ABSTRACT

PREVALENCE AND DETERMINANTS OF HYPERURICEMIA IN SOUTH INDIAN ADULT PATIENTS WITH STABLE CORONARY ARTERY DISEASE

Saklesh Patil, Govindan Vijayaraghavan, C. C. Kartha, Departments of Cardiology & 1 Society for Continuing Medical Education and Research (SOCOMER), Kerala Institute of Medical Sciences, Thiruvananthapuram, Kerala, India

Background : There is paucity of studies on the prevalence of hyperuricemia in Indian patients with coronary artery disease (CAD). Population differences have been observed in both the prevalence and relationship of hyperuricemia with CAD risk factors in previous studies.

Objectives : Our study objectives were to analyze the prevalence and determinants of hyperuricemia in south Indian patients with stable and angiographic evidence of CAD. **Methods:** Study subjects were 520 patients with stable CAD. Severity of CAD was assessed by estimating the Gensini score. Patients in heart failure, those who had a recent myocardial infarction (< 7 days), or liver disease or impaired renal function (GFR < 30ml/min), and those with hematological or oncological disorders were excluded from the study. Medical and dietitic history, clinical and laboratory data of patients were recorded. Hyperuricemia was diagnosed based on cut off values of ≥ 7 mg/dl of serum uric acid in men and ≥ 6.5 mg/dl of serum uric acid in women.

Results : Hyperuricemia was present in 242 patients (46.5%;95% CI : 42.29-50.84%). A significant association ($P < 0.001$) was seen between hyperuricemia and consumption of a diet which could influence serum uric acid levels as well as history of regular alcohol consumption. There was no statistically significant association between hyperuricemia and intake of diuretics, presence of either diabetes or hypertension and serum cholesterol levels. Serum triglyceride levels were significantly more in those with hyperuricemia than in those with normal serum uric acid levels ($P 0.03$). There was no correlation between serum uric acid levels and presence or absence of urinary calculi. The mean Gensini score was 22.57 ± 9.99 in patients with hyperuricemia ($n = 242$) and the score was 9.42 ± 4.77 in those with normal serum uric acid levels ($n = 278$). This significant difference ($P < 0.001$) between the two groups indicate a more severe degree of severity of CAD in patients with hyperuricemia.

Conclusion: Our study indicates a high prevalence of hyperuricemia in south Indian patients with stable CAD and that hyperuricemia is associated with severity of CAD, though it does not correlate with conventional risk factors such as diabetes, hypertension and elevated cholesterol levels.

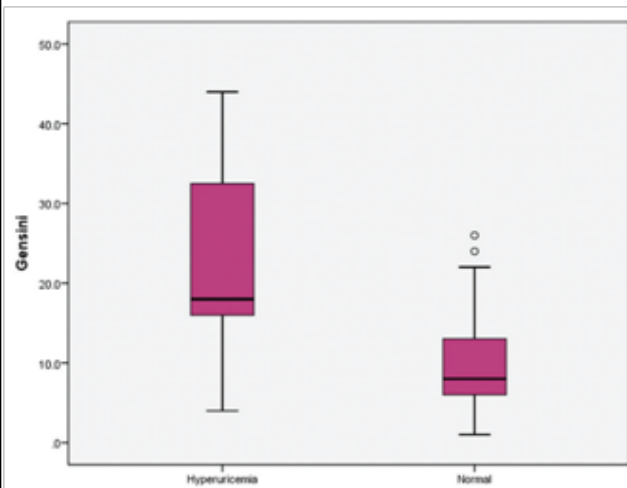
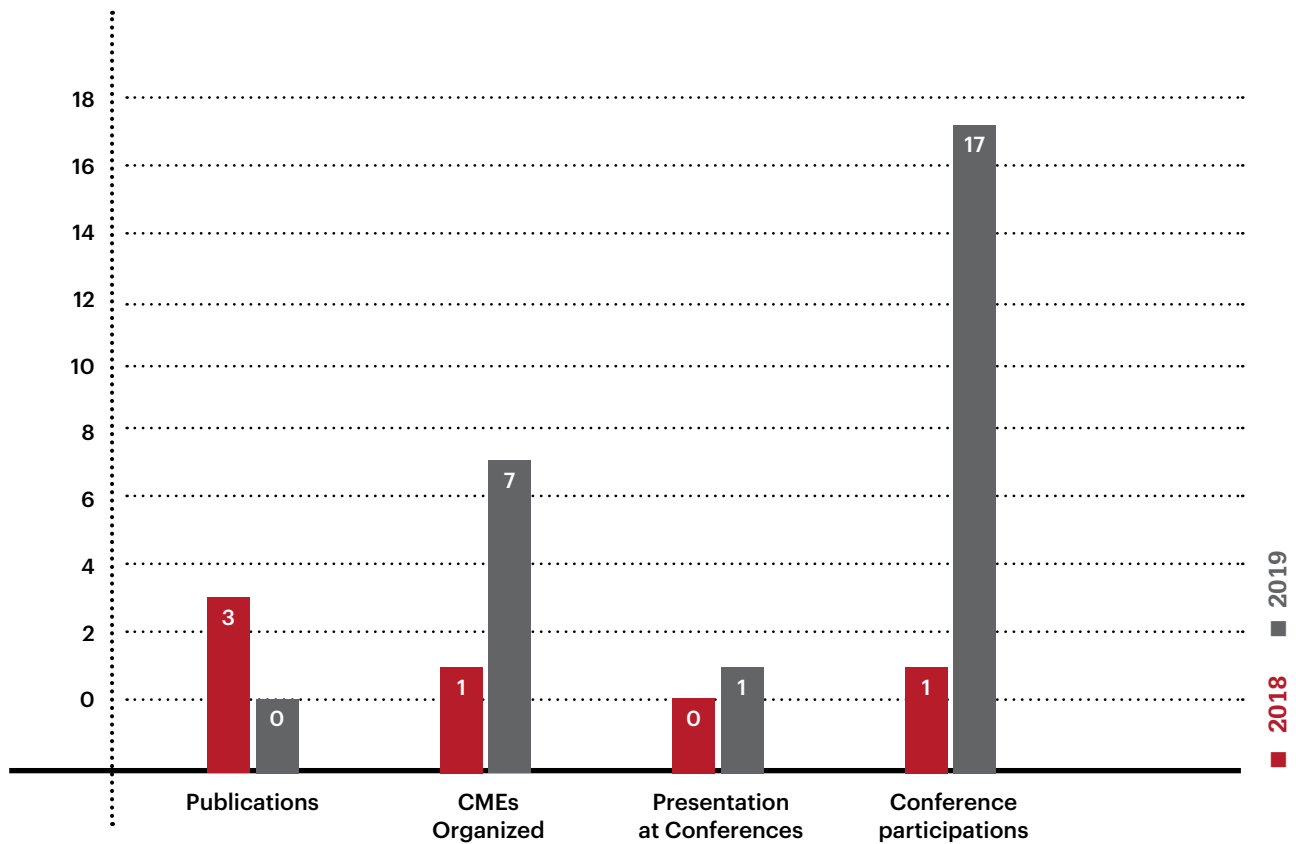


Figure 1: Association of hyperuricemia with Gensini score in South Indian patients with stable coronary artery disease.

Reference:

Patil S, Vijayaraghavan G, Kartha C. Prevalence and Determinants of Hyperuricemia in South Indian Adult Patients with Stable Coronary Artery Disease. *J Pract Cardiovasc Sci* 2019;5:191-6

Department of **CRITICAL CARE MEDICINE**



COMPARISON OF ACADEMIC ACTIVITIES DURING 2018 & 2019

RECOGNITION

- Dr Harikrishnan, FNB Fellow, won second prize in quiz competition conducted by the Department of Infection Control in November 2019 at KIMS, Trivandrum

CONTINUING MEDICAL EDUCATION PROGRAMMES

NAME OF THE PROGRAMME	TYPE OF PROGRAMME	DATE	NO. OF PARTICIPANTS
ECMO Workshop	Internal	20 th January 2019, KIMS main block	20
Mechanical ventilation workshop	Regional	10 th March 2019	35
Bronchoscopy workshop	Regional	12 th May 2019	24
Workshop on "Nutrition therapy in ICU"	Internal	18 th August 2019	15
Workshop on "Percutaneous tracheostomy"	Regional	8 th December 2019	21
Workshop "CRRT"	Regional	11 th December 2019	28
Workshop on "Continuous renal replacement therapy"	Internal	15 th December 2019	13

PAPER PRESENTATION

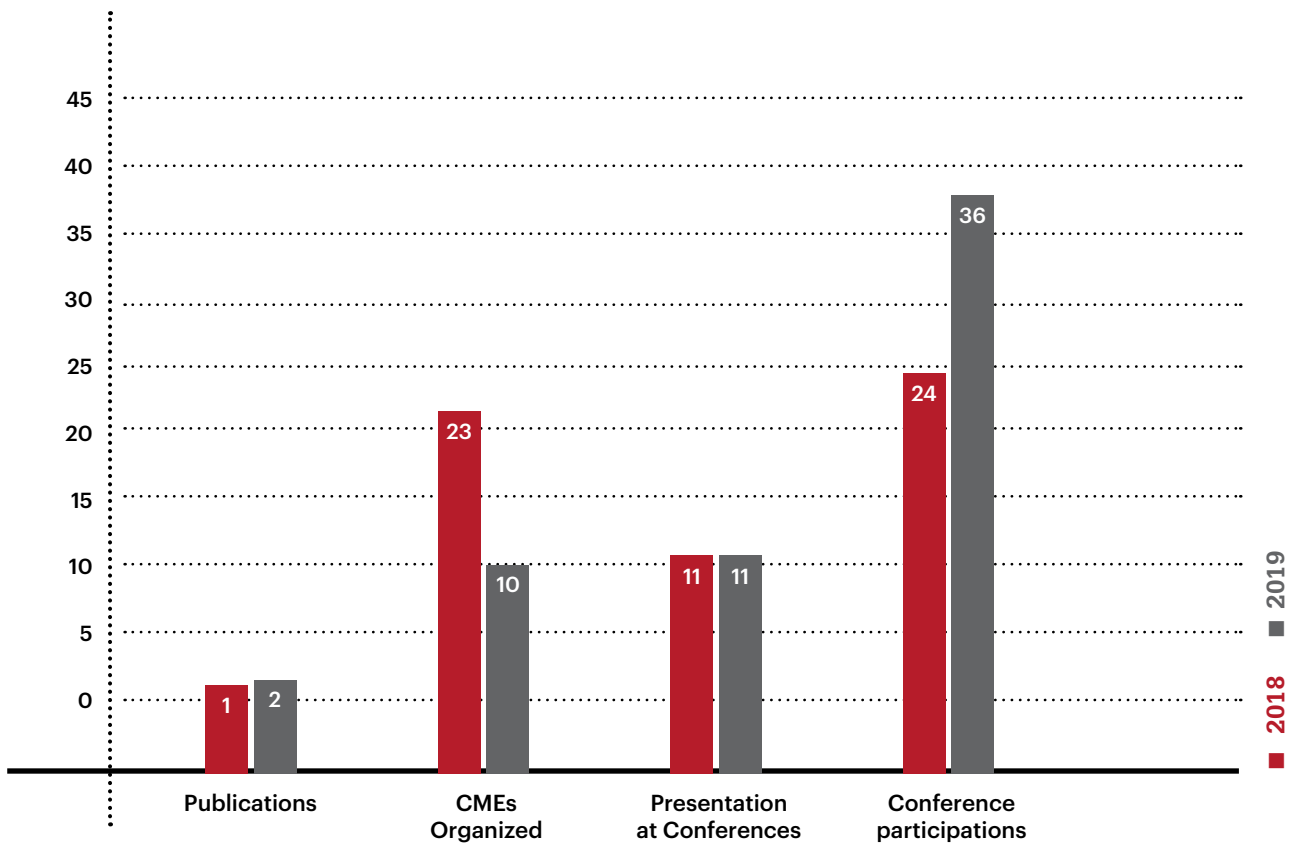
- Dr Deepak V presented two papers on "Disease specific nutrition" and "Total parenteral nutrition", at SZCC 2019 (Annual South Zone Conference on Critical Care) held from 16th to 18th August 2019, Visakhapatnam.

CONFERENCE PARTICIPATION

NAME OF THE CONFERENCE	NAME OF THE PARTICIPANTS	DATE & VENUE	ROLE
ECMO Workshop	Dr Suresh Kumar VK Dr Deepak V Dr Subhash	20 th January 2019, KIMS Trivandrum	Faculty
BRITE 2019 (Case based review in critical care medicine for the examinee)	Dr Arathi Satheesh	22 nd to 24 th February 2019, Mumbai	Delegate
Mechanical ventilation workshop	Dr Suresh Kumar VK Dr Deepak V Dr Muraleedharan R Dr Sujith M Thomas	10 th March 2019	Faculty
ISCCM 2019	Dr Deepak V	April 2019 in Bangalore	Faculty
Bronchoscopy workshop	Dr Suresh Kumar VK Dr Deepak V Dr Vinod Kumar	12 th May 2019	Faculty

Bangalore intensive care symposium	Dr Unnikrishnan V	7 th and 8 th June 2019, Bangalore	Delegate
Best of Brussels (Symposium on intensive care & emergency medicine)	Dr Muraleedharan R Dr Sujith M Thomas	4 th July 2019, Pune	Delegate
Continuous renal replacement therapy	Dr Suresh Kumar VK	15 th December 2019	Faculty

Department of **EMERGENCY MEDICINE**



COMPARISON OF ACADEMIC ACTIVITIES DURING 2018 & 2019

RECOGNITIONS

- Dr Anoop TC, received SEMI Excellence Award for the Kerala State Chapter 2019 at the ACEM 2019 held from 7th to 10th November 2019, New Delhi.

PUBLICATIONS

1. Rao S, Chakrapani A, Uppiretla A, Don-Bosco D. Electrical Storm in the Absence of a Structural Heart Disease in a Young Girl. Advanced Journal of Emergency Medicine.2019 <https://doi.org/10.22114/ajem.v0i0.221>
2. Somani A, Pillai S, Maryam M, Chakrapani A. A rare massive presentation of catamenial hemothorax. Am J Emerg Med. 2019 November 15:158474. doi: 10.1016/j.ajem.2019.158474.

CONTINUING MEDICAL EDUCATION PROGRAMMES

NAME OF THE PROGRAMME	TYPE OF PROGRAMME	DATE	NO. OF PARTICIPANTS
AHA BLS & ACLS Provider Courses	Internal	27 th to 29 th January 2019	35
AHA BLS & ACLS Provider Courses	Internal	12 th and 14 th February 2019	24
AHA BLS & ACLS Provider Courses	Internal	14 th to 16 th March 2019	33
AHA BLS & ACLS Provider Courses	Internal	2 nd to 4 th May 2019	28
AHA BLS & PALS Provider Courses	Internal	13 th to 15 th June 2019	15
AHA BLS & ACLS Provider Courses	Internal	10 th to 12 th July 2019	24
AHA BLS & ACLS Provider Courses	Internal	1 st to 3 rd August 2019	30
AHA BLS & ACLS Provider Courses	Internal	5 th to 7 th September 2019	29
AHA BLS & ACLS Provider Courses	Internal	24 th to 26 th October 2019	26
AHA BLS & ACLS Provider Courses	Internal	5 th to 7 th December 2019	26

PAPER PRESENTATIONS

NAME OF THE CONFERENCE, DATE & VENUE	NAME OF THE PRESENTERS	TITLE OF THE PRESENTATIONS
International Conference on Emergency Medicine-2019, 16 th and 17 th February 2019, Kollam	Dr Donnel Don Bosco Dr Anoop T Chakrapani	<ul style="list-style-type: none"> • ICD-Insertion (Workshop Faculty) • ICD Insertion In Cadaver. (Workshop Faculty) • Vascular Access - Peripheral, Central & IO (Workshop Faculty) • Psychiatric Emergencies (Presentation)
SEMICON-2019 (Emergency medicine rapid revision course), 9 th March 2019, Chennai	Dr Anoop T Chakrapani	<ul style="list-style-type: none"> • Preeclampsia & Eclampsia

AETLS -2019, 22 nd March 2019, Kochi	Dr Anoop T Chakrapani	• Trauma in Pregnancy
NAPEM-2019, (11 th National assembly on pediatric emergency medicine), 5 th to 7 th April 2019, Trivandrum	Dr Anoop Chakrapani Dr Gangalal GM	• Trauma: Enacting management including fast • Panel discussion: how to establish disaster - preparedness course
ACEM 2019, 7 th to 10 th November 2019, New Delhi	Dr Anoop T Chakrapani	• Acute Kidney Injury in Trauma
State level EMA conference, 30 th November and 1 st December 2019, Kozhikode	Dr Waseem Faizal P	• Case of toxic ARDS
National Conference of Indian Society of Toxicology, 20 th and 21 st December 2019, Cochin	Dr Anoop T Chakrapani	• Approach to airway & breathing management in Clinical Toxicology

CONFERENCE PARTICIPATION

NAME OF THE CONFERENCE	NAME OF THE PARTICIPANTS	DATE & VENUE	ROLE
ATLS-2019 (Advanced Trauma Life Support)	Dr Narayanan Sarat Dr Vikas Sudan ML	24 th to 26 th January 2019, Kochi	Delegate
EPICON-2019 (Emergency Pediatrics & Injuries Congress)	Dr Abul Faizy SM Dr Waseem Faizal P	2 nd 5 th February 2019, Mumbai	Delegate
NEMBRIC 2019	Dr Narayanan Sarat Dr Anooja KE Dr Ardra A Menon	16 th to 20 th February 2019, New Delhi	Delegate
SEMICON-2019	Dr Bhadra A Menon Dr Sreejith AS	7 th to 10 th March 2019, New Delhi	Delegate
Early management of Trauma course	Dr Vikas Sudan ML	11 th to 13 th March 2019, Vellore	Delegate
NAPEM-2019 (11 th National assembly on Pediatric Emergency Medicine)	Dr Bhadra A Menon Dr Ardra A Menon Dr Anooja KE	5 th to 7 th April 2019, Trivandrum	Delegate
PEMAC-2019 (Pushpagiri emergency medicine annual conference)	Dr Hashim Abdul Latheef	13 th and 14 th July 2019, Thiruvalla	Delegate
WINFOCUS-ultrasound life support	Dr Mohammed Emath Haneefa	3 rd and 4 th August 2019	Delegate
BDLS (Basic Disaster Life Support) and ADLS(Advanced Disaster Life Support)	Dr Narayanan Sarat	30 th August to 1 st September 2019, Kochi	Delegate
ATLS (Advanced trauma life support)	Dr Mislvaio Gladys Louis	26 th to 28 th September 2019, Kochi	Delegate
POCUS-2019 (Emergency ultrasound course)	Dr Anju Abraham Dr Jiss V. Peter	11 th to 13 th October 2019, Chennai	Delegate
ACEM 2019 (Asian congress of emergency medicine)	Dr Prince Mathew Chengandayil, Dr Shalini	8 th to 10 th November 2019, New Delhi	Delegate

Early management of trauma course	Dr Mohammed Emath Haneefa Dr Abul Faizy SM	14 th to 16 th November 2019, Vellore	Delegate
ATLS (Advanced trauma life support)	Dr Jiss V. Peter	28 th to 30 th November 2019, Kochi	Delegate
National Conference of Indian society of toxicology	Dr Jiss V. Peter Dr Waseem Faizal Dr Prince Mathew	20 th and 21 st December 2019, Cochin	Delegate

JOURNAL ABSTRACT

A RARE MASSIVE PRESENTATION OF CATAMENIAL HEMOTHORAX

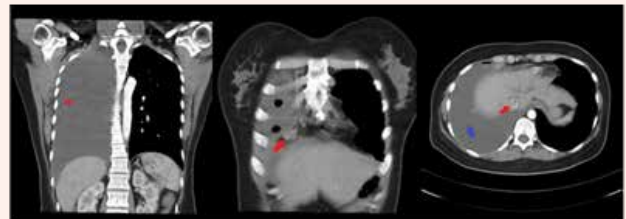
Akhilesh Somani, Saran Pillai, Munam Maryam, Anoop Chakrapani
Kerala Institute of Medical Sciences, Trivandrum, Kerala, India

Abstract :

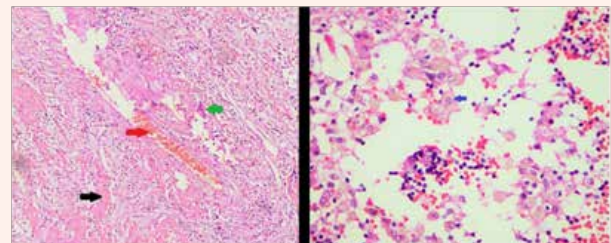
Catamenial hemothorax is a rare manifestation of thoracic endometriosis syndrome. It is commonly seen associated with pelvic endometriosis in nulliparous reproductive-age women. Most cases are minor and self-limiting. We present a case of a 32-year-old woman who presented with prolonged worsening dyspnea and was found to have a massive hemothorax on evaluation.



Chest Xray P-A view showing opacity of the right hemithorax (arrow).



a, b, c from left to right: CT scan thorax: a-b (Coronal view), c (Axial view). a-Extensive pleural effusion in the right hemithorax (red arrow). b-Nodular hyper dense lesion in right anterior cardio phrenic location (red arrow). c-Right massive plural effusion (blue arrow) with nodular enhancing hyper dense lesion in right cardio phrenic location (red arrow). (For interpretation of the references to colour in this figure legend, the reader is referred to the web version of this article.)

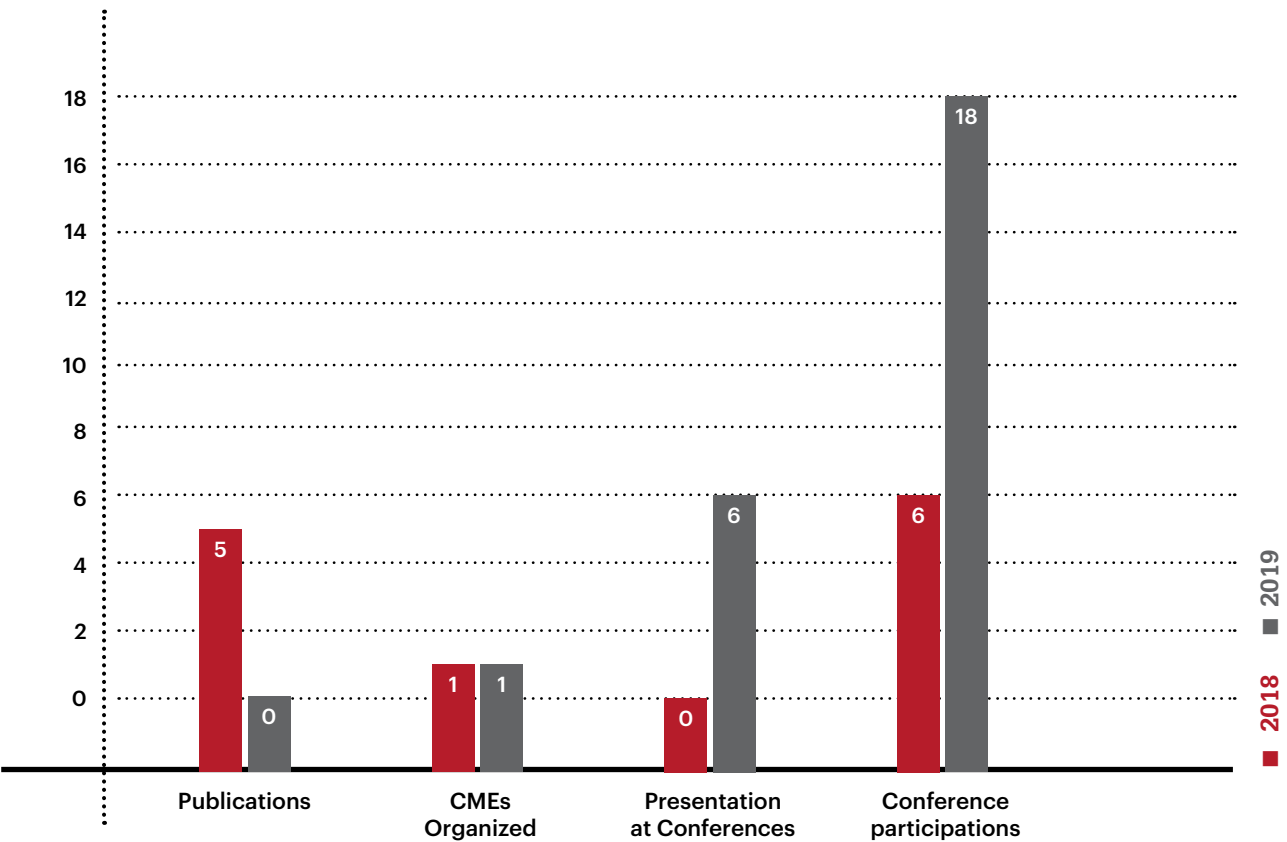


a, b from left to right: Histopathology. a: Decorticated pleural tissue showing fibrocollagenous tissue (black arrow) with decidualised endometrial stromal tissue and areas of hemorrhage (red arrow) and foreign body giant cell reaction (green arrow). b: Endometrial nodule with siderophages or hemosiderin laden macrophages (blue arrow) seen. (For interpretation of the references to colour in this figure legend, the reader is referred to the web version of this article.)

Reference:

A. Somani, S. Pillai, M. Maryam et al., A rare massive presentation of catamenial hemothorax, *American Journal of Emergency Medicine*, <https://doi.org/10.1016/j.ajem.2019.158474>

Department of **ENT**



COMPARISON OF ACADEMIC ACTIVITIES DURING 2018 & 2019

CONTINUING MEDICAL EDUCATION PROGRAMME

- The department conducted a National conference “KIMS Otorhinoendocon-2019” on 6th and 7th July 2019 at the Osler Hall, KIMS north, Trivandrum and 109 participants participated in the programme.

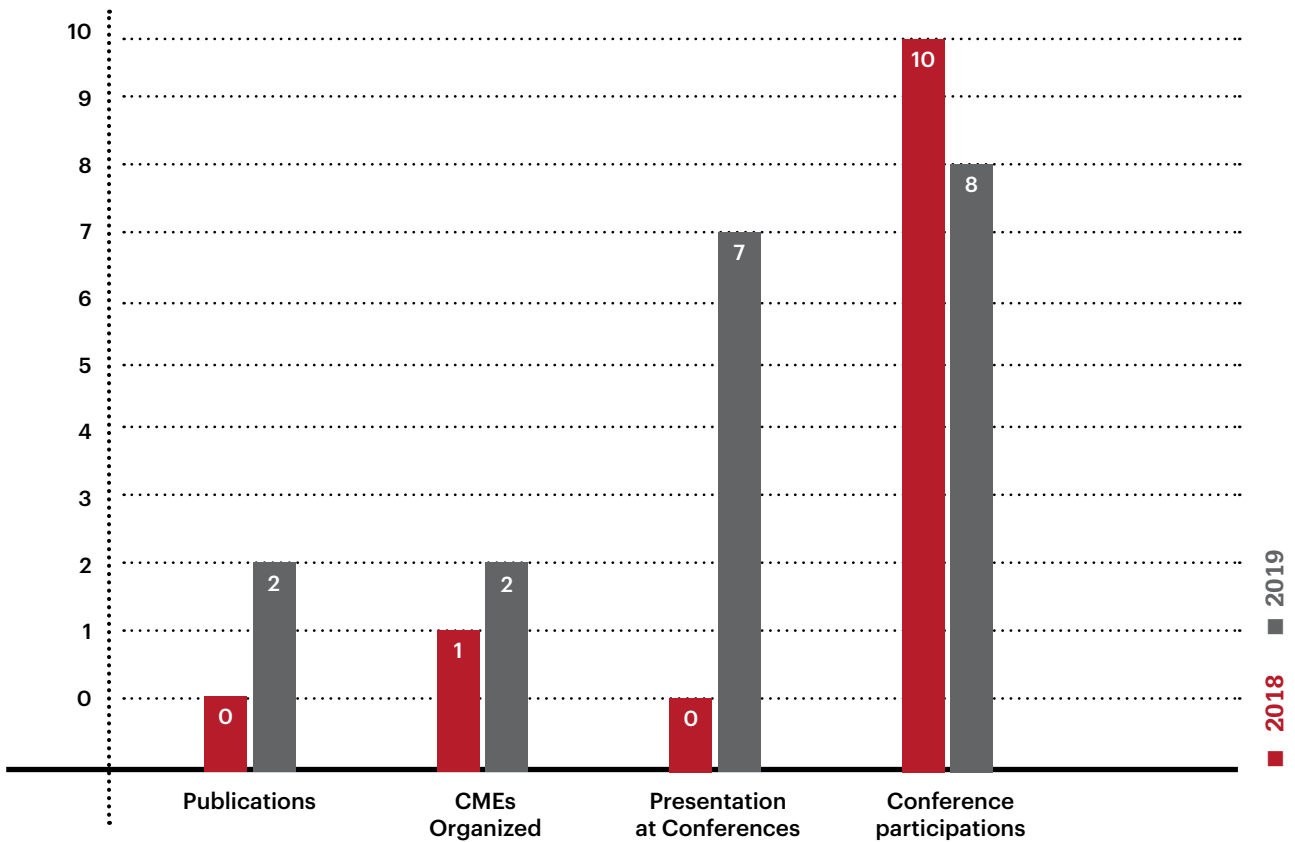
PAPER PRESENTATIONS

NAME OF THE CONFERENCE, DATE & VENUE	NAME OF THE PRESENTERS	TITLE OF THE PRESENTATIONS
APOST-Yonsei Endoscopic Ear & Skull Base Surgery Workshop, 18 th to 20 th January 2019, Seoul	Dr Vinod Felix	<ul style="list-style-type: none"> Endoscopic Optic nerve Decompression Endoscopic Approaches for Skull Base Tumors Endoscopic Optic nerve Decompression (Demonstration) Anterior Skull Base Tumors (Demonstration)
PHONOCON 2019 (Annual Scientific Conference of the Association of Phonosurgeons), 1 st to 3 rd February 2019, Kolkata	Dr Manju E Issac Dr Adersh S	<ul style="list-style-type: none"> Fluoroscopic evaluation of swallowing Neurological Dysphagia (Panelist) Effects of nasogastric tube on larynx - A laryngologist's perspective
Global convention on safe sound, vertigo, tinnitus & deafness, 23 rd to 25 th August 2019, Trivandrum	Dr Shilpa V Dr Niharika	<ul style="list-style-type: none"> Surgical dilemma in keratosis obturans (Poster) Sound of sphere – Saviour or Satan (Poster)

CONFERENCE PARTICIPATIONS

NAME OF THE CONFERENCE	NAME OF THE PARTICIPANTS	DATE & VENUE	ROLE
Annual Conference of the Association of Otolaryngologists of India	Dr M Suresh Kumar	9 th to 13 th January 2019, Hyderabad	Delegate
CALMED-2019 (An academic programme for PG clinical Training)	Dr Greeshma K Menon Dr Jasmi Joy	9 th and 10 th February 2019, Kozhikode	Delegate
AHEAD 2019 (Amrita head and neck oncology teaching programme)	Dr Greeshma K Menon	1 st to 3 rd March 2019, Trivandrum	Delegate
Model ENT OSCE-2019	Dr Jasmi Joy Dr Greeshma K Menon	10 th March 2019, Chennai	Delegate
ENT ahead (A discussion on recent advances)	Dr Shivramgautam Dr Muhammed Rasheed A Dr Niharika	27 th July 2019, Participant, Trivandrum	Delegate
Global convention on safe sound, vertigo, tinnitus & deafness -2019	Dr Shivramgautam	23 rd to 25 th August 2019, Trivandrum	Delegate
SZENTCON-2019 (AOI south zone & Kerala state conference)	Dr Muhammed Rasheed A Dr Shivramgautam Dr Thahsina T	11 th and 12 th October 2019, Trivandrum	Delegate

Department of **FAMILY MEDICINE**



COMPARISON OF ACADEMIC ACTIVITIES DURING 2018 & 2019

APPRECIATION

Dr U Namita, DNB Resident, Dept of Family Medicine, was an invited speaker for the International Pediatric Conference (OLCPC 2019) to talk on the paper published by her on “Simultaneous development of Kawasaki Disease in identical twins: A case-report” in the J Family Med Prim Care in April 2019.

PUBLICATIONS

1. Namita U, Saddiq MH, Ahamed Z. Simultaneous development of Kawasaki disease in identical twins: A case report. J Family Med Prim Care 2019;8:1481-2.
2. Namita U, Rajesh S, Vidya C. A rarer association of eosinophilic fasciitis. J Family Med Prim Care 2019;8:2158-60

CONTINUING MEDICAL EDUCATION PROGRAMMES

- Organized an RCPE web symposium on “Medicine of the Older person” on 21st March 2019 and six doctors participated in it.
- Organized a CME on “Primary Care Diabetology, A necessity A reality” on 25th August 2019 and 63 doctors attended the meeting.

PAPER PRESENTATIONS

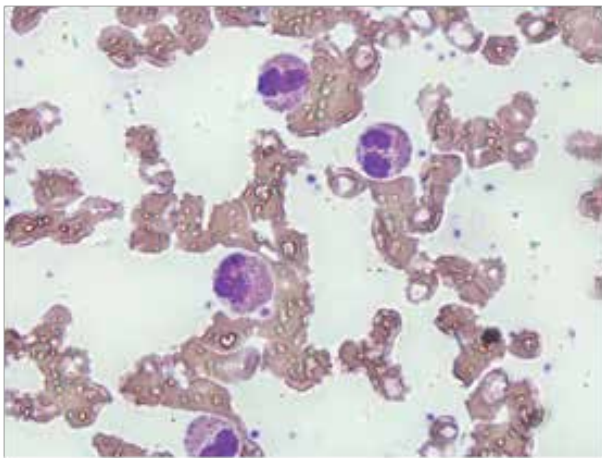
NAME OF THE CONFERENCE, DATE & VENUE	NAME OF THE PRESENTERS	TITLE OF THE PRESENTATIONS
AFPIICON-2019 (Annual State Conference of Academy of Family Physicians of India), 12 th and 13 th January 2019, Shoranur	Dr Pawan Wagle Dr Bijin Joseph Dr Namita U	<ul style="list-style-type: none"> • Recent advances and concepts in wound care in general practice • A Case Report of Disseminated Melioidosis (Poster) • Simultaneous Development of Kawasaki Disease in Identical Twins : A Case Report (Poster)
Summer rheumatology meet-2019, 27 th and 28 th April 2019, Calicut	Dr Namita U	<ul style="list-style-type: none"> • A rarer association of eosinophilic fasciitis (Poster)
4 th National conference of Family Medicine and Primary Care, Bangalore	Dr Fathima AK	<ul style="list-style-type: none"> • Integrating technology with primary health care in India (a concept paper)
OLCPC-2019 (International Pediatrics conference), 10 th to 14 th November 2019, Italy	Dr Namita U	<ul style="list-style-type: none"> • Simultaneous development of Kawasaki disease in identical twins- A case report
IRACON2019, 5 th to 8 th December 2019, Punducherry	Dr Vishnu BS Dr Rajesh S	<ul style="list-style-type: none"> • Clinical characteristics of patients with isolated anti-ds 70 antibody positivity (POSTER)

**A RARER ASSOCIATION OF EOSINOPHILIC FASCIITIS
NAMITA U¹, RAJESH S², VIDYA C³**

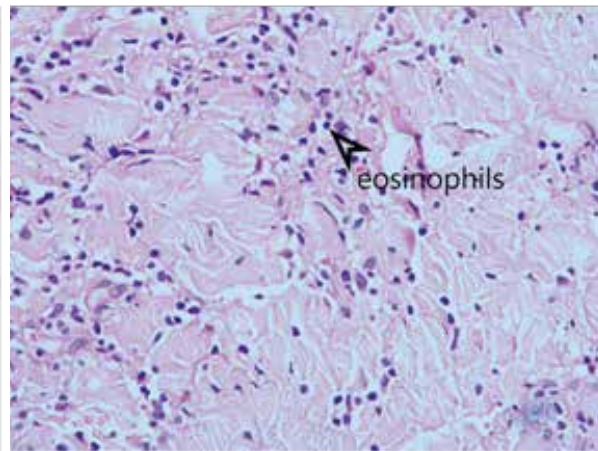
1. Departments of Family Medicine, 2. Rheumatology, and 3. Pathology, Kerala Institute of Medical Sciences, Trivandrum, Kerala, India

Abstract

Eosinophilic fasciitis (EF, also called Shulman syndrome) is a rare connective tissue disorder with poorly understood pathogenesis and unknown etiology. EF is characterized initially by limb or trunk erythema and edema and later by collagenous thickening of the subcutaneous fascia. Here, we present the case of a 16-year-old boy who presented with typical clinical features of EF with a history of typical trigger factor – preceding strenuous physical activity and had a rarer atypical association of hypercalcemia and raised angiotensin converting enzyme (ACE) levels.



Eosinophils in the peripheral blood film

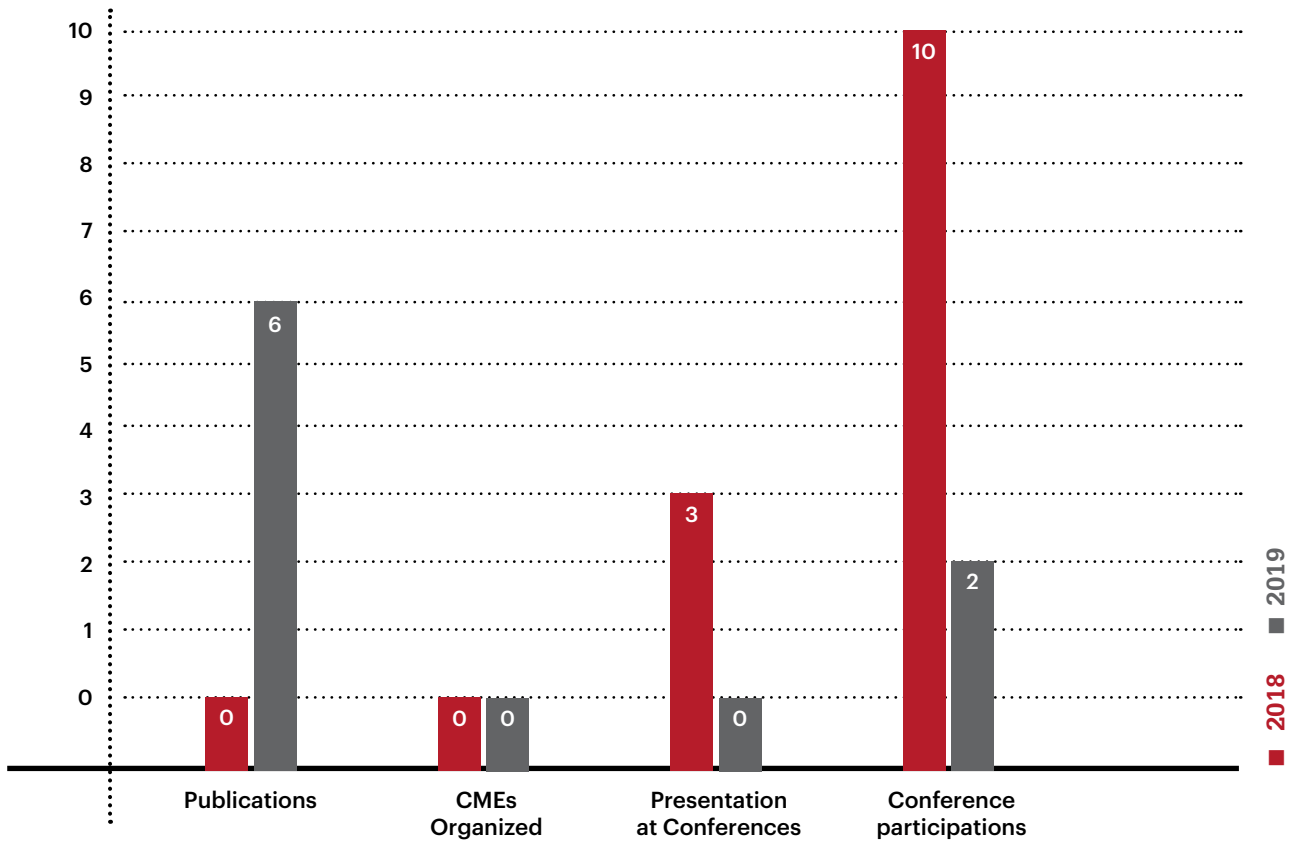


Eosinophils in the dermis

Reference:

Namita U, Rajesh S, Vidya C. A rarer association of eosinophilic fasciitis. *J Family Med Prim Care* 2019;8:2158-60.

Department of **GASTROENTEROLOGY**



COMPARISON OF ACADEMIC ACTIVITIES DURING 2018 & 2019

PAPER PUBLICATIONS

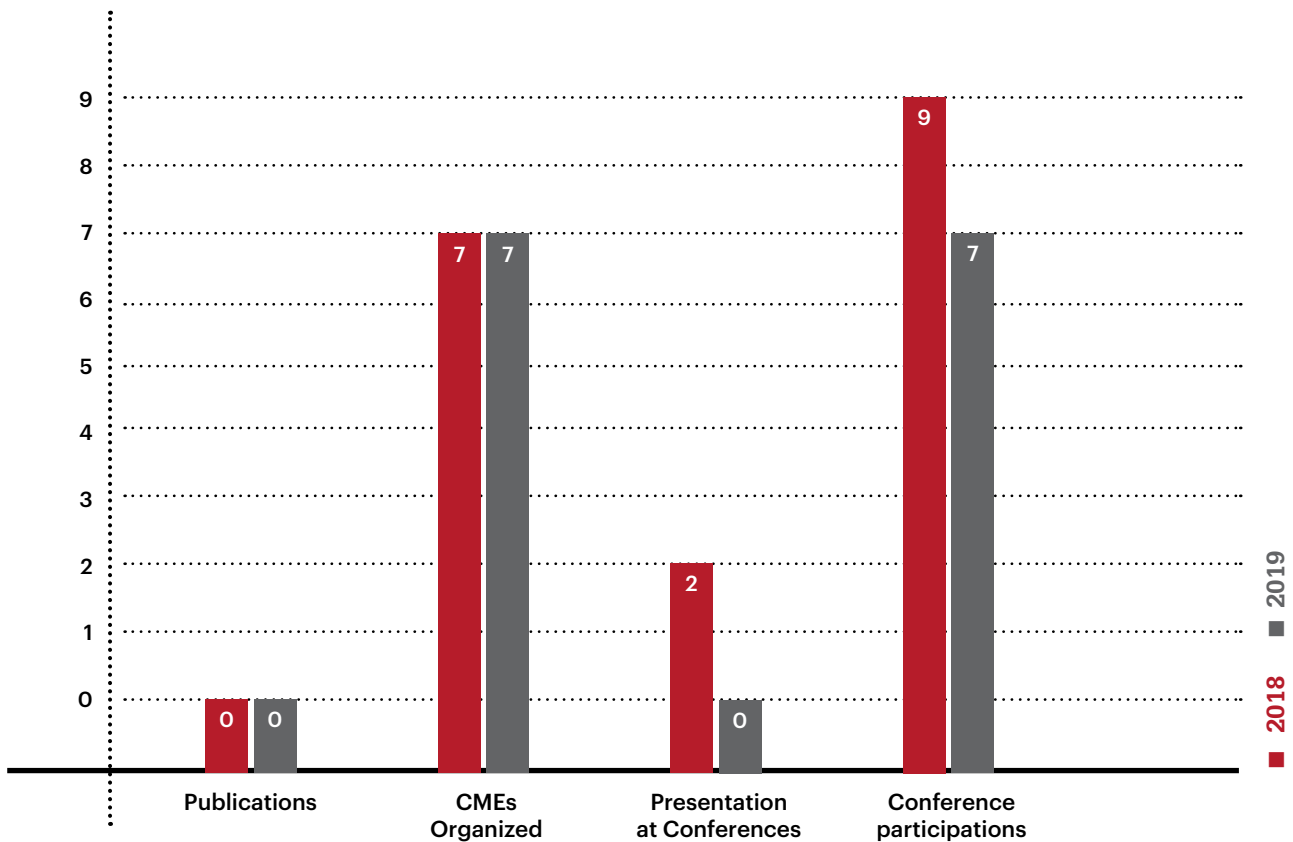
1. Jadhav PV, Sasidharan KM, Kareem H, Nair AK. Effect of Donor Hepatic Steatosis on Ischemia Reperfusion Injury in Liver Transplant Recipient. <https://doi.org/10.1016/j.jceh.2019.07.004>
2. Five Abstracts have been published in the “Journal of Gastroenterology and Hepatology” in December 2019:
 - Dr. Sunil Ravi Raj: Carvedilol versus Carvedilol plus Variceal band ligation in Primary Prophylaxis of Variceal Bleeding – A Randomized Controlled Study
 - Dr. Sunil Ravi Raj: Simultaneous ERCP plus Laparoscopic cholecystectomy: Is it better than Early or Late laparoscopic cholecystectomy after ERCP: A Retrospective observational study
 - Dr. Jagadeswara Reddy: Epidemiological profile of 244 colorectal carcinoma patients in tertiary care hospital in south India. A retrospective study
 - Dr. Praveen Kumar C: Neutrophil –lymphocyte ratio in predicting severity of acute pancreatitis: retrospective observational study.
 - Dr. Vijosh V Kumar: Is Sarcopenia an overlooked entity in current liver transplant practices in India? A single Center retrospective study on sarcopenia index in predicting mortality and morbidity parameters in post liver transplant patients.

CONFERENCE PARTICIPATIONS

- Dr Madhu Sasidharan took part in “Power spiral workshop-2019” held on 10th August 2019 in Ahmadabad.
- Dr Madhu Sasidharan participated in the conference of “American association for study of liver diseases (AASLD 2019)” held from 8th to 13th November 2019 in Virginia.

JOURNAL ABSTRACT
EFFECT OF DONOR HEPATIC STEATOSIS ON ISCHEMIC REPERFUSION INJURY IN LIVER TRANSPLANT RECIPIENT.
Dr Prafulla Vishnurao Jadhav, Dr Sunil Raviraj Kothakota, Dr Harish Kareem, Dr Ajith K Nair
Abstract: Introduction: Ischemic reperfusion injury (IRI) is an important complication of liver transplant (LT). The donor risk index (DRI), which does not incorporate steatosis, includes several variables known to impact on allograft survival. The purpose of this study was to report on donor liver allograft steatosis and its association with severity of IRI. Aim: To determine effect of type and grade of donor liver steatosis on the occurrence and severity of IRI in LT recipients. Methods: This was an observational study done at single center over a period of 37 months from July 2013 to August 2016. Liver biopsy was done twice, initially at the time of procurement before graft perfusion for steatosis assessment. Steatosis was classified as micro (MiS) or macro (MaS) with mild, moderate or severe grade. Second biopsy for IRI assessment was taken before skin closure in death donor LT (DDL) and at the time of transaminitis in postoperative period
<i>Reference</i> Jadhav PV, Sasidharan KM, Kareem H, Nair AK. Effect of Donor Hepatic Steatosis on Ischemia Reperfusion Injury in Liver Transplant Recipient. https://doi.org/10.1016/j.jceh.2019.07.004

Department of **GENERAL SURGERY**



COMPARISON OF ACADEMIC ACTIVITIES DURING 2018 & 2019

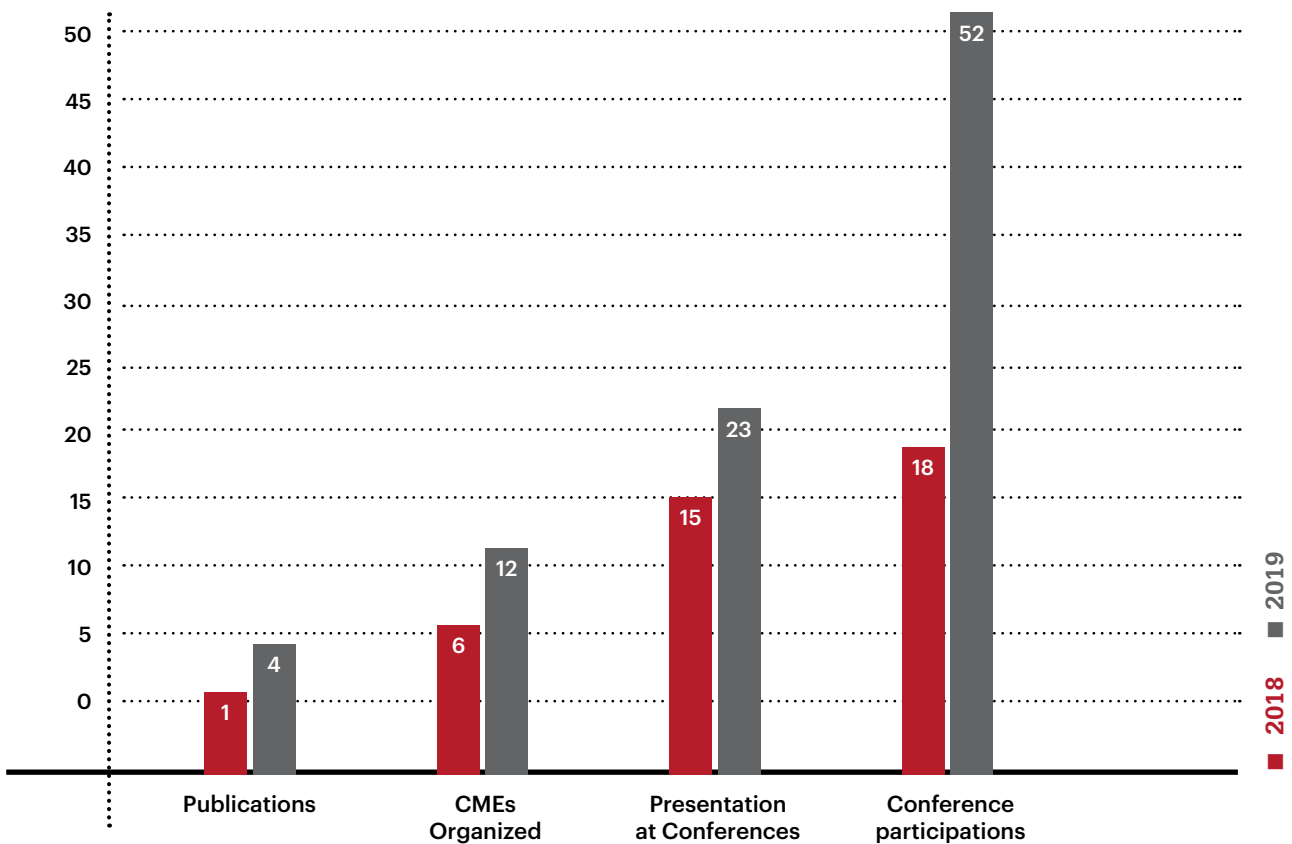
CONTINUING MEDICAL EDUCATION PROGRAMMES

NAME OF THE PROGRAMME	TYPE OF PROGRAMME	DATE	NO. OF PARTICIPANTS	NO. HOURS
Webcast on Live Laparoscopic Ventral Hernia Repairs	Internal	22 nd January 2019	7	7
Clinicopathological Meeting	Internal	6 th February 2019	97	1
Clinicopathological meeting	Internal	3 rd April 2019	73	1
Clinicopathological meeting	Internal	12 th June 2019	72	1
Clinicopathological meeting	Internal	14 th August 2019	85	1
Clinicopathological meeting	Internal	9 th October 2019	109	1
Clinicopathological meeting	Internal	4 th December 2019	87	1

CONFERENCE PARTICIPATIONS

NAME OF THE CONFERENCE	NAME OF THE PARTICIPANTS	DATE & VENUE	ROLE
ASI Peripheral meet	Dr Rajeev	April 2019 MES, Perinthalmanna	Delegate
Colorectal workshop & live surgery	Dr Irfan Dr Rajeev Dr Safwan	July 2019 MCH, Trivandrum	Delegate
SURGICON 2019	Dr Irfan	General Hospital, Trivandrum	Delegate
Therapeutic aphaeresis (essentials & advance)	Dr Safwan	October 2019, Trivandrum	Delegate
Gokulam SURGICON 2019	Dr Safwan	November 2019, Trivandrum	Delegate

Department of **INTERNAL MEDICINE***



COMPARISON OF ACADEMIC ACTIVITIES DURING 2018 & 2019

**Academic activities from Departments of Endocrinology, Hematology, Infection Control, Rheumatology, and Pathology are also included.*

PAPER PUBLICATIONS

1. Vollenhoven RF van, Navarra SV, Levy RA, Thomas M, Heath A, Lustine T et al. Long-term safety and limited organ damage in patients with systemic lupus erythematosus treated with belimumab: a Phase III study extension. Rheumatology. kez279, <https://doi.org/10.1093/rheumatology/kez279>
2. George E, Rajalakshmi A. Melioidosis - A Case Series from Kerala. J Assoc Physicians India. 2019 December;67(12):40-43.
3. Simi C.M., K.R. Leena Devi, Subhalal N. Endometrial Cyst of Pancreas Indian J Pathol Res Pract 2019;8(1):129-31
4. Biji KA, Devi KRL. Intravascular large B cell lymphoma. Indian Journal of Pathology and Oncology. 2019;6(3):506-508.

CONTINUING MEDICAL EDUCATION PROGRAMMES

NAME OF THE PROGRAMME	TYPE OF PROGRAMME	DATE	NO. OF PARTICIPANTS
CME on "Fungal infections in transplant patients"	Internal	25 th February 2019	6
CME on "Chlorhexidine Vs Octoberenidne in preventing infections in hospital"	Internal	15 th March 2019	20
CME on "Approach to community acquired gram negative infections"	Internal	26 th March 2019	20
webcast on "GOLD 2019 update: ICS role in COPD"	Internal	10 th April 2019	10
CME on "Be antibiotic aware"	Regional	26 th May 2019	40
CME "Hemoglobinopathies"	Internal	29 th July 2019	33
CME on "Ultrafast insulin-fiasp"	Internal	8 th August 2019	16
CME on "Top tips in Rheumatology"	Internal	9 th August 2019	20
CME on "Film array multiplex PCR pneumonia panel"	Internal	29 th August 2019	28
Excel paces 2019	International	1 st to 4 th October 2019	36
CME on "Therapeutic apheresis-its essentials and advances"	Regional	12 th October 2019	70
CME on "Ultrafast Insulin"	Internal	15 th October 2019	14

PAPER PRESENTATIONS

NAME OF THE CONFERENCE, DATE & VENUE	NAME OF THE PRESENTERS	TITLE OF THE PRESENTATIONS
Association of Physicians of India Kerala State Chapter, 26 th and 27 th January 2019, Pala	Dr Mathew Thomas Dr Archana J Dr Sherook Dr Sajad K	<ul style="list-style-type: none"> • Hemophilia - newer treatments • Mystery in the sinus makes misery • An analysis of streptococcus pneumonia isolates in blood and cerebrospinal Fluid over 3 years from a tertiary care center • To assess the level of microalbuminuria in patients with sepsis and to relate the level of microalbuminuria with the outcome of patients with sepsis

ICNS -2019 (Infection control nurse CME), 14 th February 2019, Hyderabad	Dr A Rajalakshmi	<ul style="list-style-type: none"> Common terminology in surveillance, surveillance of CLABSI and VAE
Bridging the gap in mycology from diagnostics to therapeutics -2019, 2 nd March 2019, Tiruvalla	Dr A Rajalakshmi	<ul style="list-style-type: none"> Clinical decision making in mycology: working through difficult scenarios
ACS(I)CON2019, 19 th to 21 st April 2019, Gurgram	Dr Remadevi TJ <i>Dept of Dermatology</i>	<ul style="list-style-type: none"> Resurfacing laser in acne scars
Be antibiotic aware, 26 th May 2019, Trivandrum	Dr Rajalakshmi A	<ul style="list-style-type: none"> Join the battle against Godzilla Gram negative - Antibiotic resistance mechanisms & management
SZIRACON 2019, 27 th July 2019, Mahabalipuram	Dr Rajesh <i>Dept of Rheumatology</i>	<ul style="list-style-type: none"> Approach to IPAF – Interstitial Pneumonia with Autoimmune Features
CIDSCON-2019 (Annual conference of the clinical infectious diseases society) 23 rd and 24 th August 2019, Kochi	<p>Dr Kalpana John Dr A Rajalakshmi <i>Dept of Infectious Diseases</i> Dr Shanthala Prabhu Dr Shaji Palangadhan Dr Subash Sundersingh <i>Dept of Cardiothoracic Surgery</i> Ms Aisha Mubarak Ms Aswathy <i>Dept of Infection Control</i></p> <p>Dr Sherook J <i>Dept of Internal Medicine</i> Dr A.Rajalakshmi Dr Sayenna Uduman <i>Dept of Infectious Diseases</i> Dr Ratheesh Dr Viji <i>Dept of Histopathology</i></p> <p>Dr A.Rajalakshmi <i>Dept of Infectious Diseases</i> Dr Bala P Dr P Arjun Dr Ameer K A <i>Dept of Respiratory Medicine</i></p>	<ul style="list-style-type: none"> Incidence and clinical profile of blood stream infections in patients undergoing Extra Corporeal Membrane Oxygenation from a tertiary care centre in South India. (Poster) Susceptibility and Serotypes of Streptococcus Pneumoniae Isolates in Invasive Pneumococcal Disease (Poster) Etiological and Clinical Profile of Viral Pneumonia in Adults in Kerala.

<p>CIDSCON-2019 (Annual conference of the clinical infectious diseases society), 23rd and 24th August 2019, Kochi</p>	<p>Dr Gopinatha Menon Dr Said Jabir <i>Dept of Internal Medicine</i> Dr A Rajalakshmi <i>Dept of Infectious Diseases</i></p> <p>Dr A Rajalakshmi <i>Dept of Infectious Diseases</i> Dr Rajesh S Dr Bhuvanesh M <i>Dept of Rheumatology</i> Ms Aswathy S S <i>Dept of Infectious Diseases</i></p> <p>Dr Kalpana E John Dr A Rajalakshmi <i>Dept of Infectious Diseases</i></p>	<ul style="list-style-type: none"> • Clinical Epidemiology of Staphylococcus Aureus bacteremia, in a Tertiary Care Centre from Kerala. • Latent tuberculosis in patients screened prior to TNF alfa antagonist treatment. • A survey of hand hygiene knowledge and perceptions among doctors in a tertiary care hospital (Poster)
<p>Hand-washing Day-2019, 15th October 2019, Trivandrum</p>	<p>Dr Rajalakshmi A</p>	<ul style="list-style-type: none"> • Hospital outbreak investigation and management
<p>Physician of India Kerala chapter, 21st October 2019, Perinthalmanna</p>	<p>Dr Jenson George Varghese</p>	<ul style="list-style-type: none"> • A short case series of common variable immunodeficiency
<p>Antimicrobial stewardship workshop, 24th October 2019, Thiruvalla</p>	<p>Dr Rajalakshmi A</p>	<ul style="list-style-type: none"> • Implementation science and its application in AMS
<p>ÄCCOLADE" 2019 - Lymphoma CME, 26th October 2019, Ernakulum</p>	<p>Dr Parvati Ramachandran Nair, Dr Anni Belthazar, Dr KR Leena Devi <i>Dept of Pathology</i></p>	<ul style="list-style-type: none"> • Sheep in wolf's clothing ? !! - A case of drug induced lymphadenopathy
<p>ClinicoMicrocon 2019, 2nd November 2019, Trivandrum</p>	<p>Dr Rajalakshmi A</p>	<ul style="list-style-type: none"> • Central line associated bloodstream infections
<p>Derma zone south, 22nd to 24th November 2019, Kovalam</p>	<p>Dr Rekha Vijayan <i>Dept of Dermatology KIMS Kollam</i></p>	<ul style="list-style-type: none"> • Periungual warts:Intralesional mumps, measles, rubella vaccine versus auto implantation (Paper presentation) • Hereditary palmoplantar keratoderma: Two Novel syndromes unexplored (E-poster presentation)
<p>IRACON2019, 5th to 8th December 2019,Punducherry</p>	<p>Dr Rajesh S <i>Dept of Rheumatology</i></p> <p>Dr Rajesh S <i>Dept of Rheumatology</i> Dr Asok Kumar G Dr Anu K Vasu <i>Dept of Pediatrics</i></p>	<ul style="list-style-type: none"> • Clinical and serological characteristics of anti-nucleosome antibody in systemic lupus erythematosus (Poster) • Rarer presentation of a rare disease in pediatric population (Poster)

CONFERENCE PARTICIPATIONS

NAME OF THE CONFERENCE	NAME OF THE PARTICIPANTS	DATE & VENUE	ROLE
Association of Physicians of India Kerala State Chapter	Dr Wilson AP	26 th to 27 th January 2019, Pala	Delegate
Basic Workshop Physicians	Dr Sinu Jayaprasad Dr Karrothu Trimurthulu	2 nd and 3 rd February 2019, Bangalore	Delegate
Haemovigilance programme of India (Two days training workshop for the Blood bank officials of the reporting centres)	Dr Sanooja Pinki <i>Dept of Transfusion Medicine</i>	28 th February and 1 st March 2019, Uttar Pradesh	Delegate
Continuing Medical Education (CME) on Infection Prevention and Control (IPC) in a Superspeciality Setting - Facing the Future	Dr Kalpana Elizabeth John	22 nd to 23 rd March 2019, Trivandrum	Delegate
Summer Rheumatology meet-2019,	Dr. Rajesh S. <i>Dept of Rheumatology</i>	27 th and 28 th April 2019, Calicut	Session chairing
NECTAR- physician education CME	Dr Rajalakshmi A	3 rd to 5 th May 2019, Mussoorie	Delegate
ENDO update	Dr Nishanth David Thomas <i>(KIMS Kollam)</i> <i>Dept of Endocrinology and Diabetes</i>	24 th August 2019, Bangalore	Delegate
ESE postgraduate training course on endocrinology diabetes and metabolism	Dr Nishanth David Thomas	10 th to 13 th October 2019, Netherlands	Delegate
Victorypath-2019 (Pathology CME)	Dr Ann Susan Robert Dr Rakhi MR Dr Anni Belthazar <i>Dept of Pathology</i> Dr Mini P N <i>Dept of Dermatology</i>	11 th and 12 th October 2019, Trivandrum	Delegate
CME on infection control practices as a part of infection control week celebrations	Dr Rajalakshmi A	17 th October 2019, Trivandrum	Faculty
Best of AAD-2019(American academy of Dermatology exclusively for Indian dermatology)	Dr Rekha Vijayan <i>Dept of Dermatology</i>	19 th and 20 th October 2019, Mumbai	Delegate
ACCOLADE-2019 (Aster conclave on lymphomas and its differentials)	Dr Rachel Abraham Dr Lisha S Raj Dr Nair Parvati Ramachandran <i>Dept of Pathology</i>	26 th October 2019, Kochi	Delegate
Clinico-microcon 2019	Dr Kalpana Elizabeth John	2 nd November 2019, Trivandrum	Delegate
ESICON 2019 (Endocrine society of India)	Dr Nishanth David Thomas	21 st to 24 th November 2019, Nagpur	Delegate
Dermazone south, Kerala 2019	Dr Asha Zacharia <i>Dept of Dermatology</i>	22 nd to 24 th November 2019, Trivandrum	Faculty

International Diabetes Federation (IDF)	Dr Mohammed Ibrahim Rowther <i>Dept of Internal Medicine (Kollam KIMS)</i>	2 nd to 7 th December 2019, Korea	Delegate
Diagnostics in Haematopathology an overview	Dr Rakhi MR Dr Nair Parvati Ramachandran Dr Anni Belthazar Dr Lovely K Titus	13 th December 2019, Tamilnadu	Delegate

JOURNAL ABSTRACT

LONG-TERM SAFETY AND LIMITED ORGAN DAMAGE IN PATIENTS WITH SYSTEMIC LUPUS ERYTHEMATOSUS TREATED WITH BELIMUMAB: A PHASE III STUDY EXTENSION

Ronald F. van Vollenhoven¹, Sandra V. Navarra², Roger A. Levy^{3,a}, Mathew Thomas⁴, Amy Heath^{5,b}, Todd Lustine^{5,c}, Anthony Adamkovic^{5,d}, James Fettiplace^{6,e}, Mei-Lun Wang^{5,f}, Beulah Ji⁶ and David Roth⁵

1Amsterdam Rheumatology and Immunology Center ARC, Amsterdam, The Netherlands, 2University of Santo Tomas Hospital, Manila, Philippines, 3Rio de Janeiro State University, Pedro Ernesto University Hospital, Rio de Janeiro, Brazil, 4Kerala Institute of Medical Sciences (KIMS), Kerala, India, 5GlaxoSmithKline, Collegeville, PA, USA and 6GlaxoSmithKline, Uxbridge, UK

Abstract

Objective. This extension study of the Phase III, randomized, placebo-controlled Belimumab International SLE Study (BLISS)-52 and BLISS-76 studies allowed non-US patients with SLE to continue belimumab treatment, in order to evaluate its long-term safety and tolerability including organ damage accrual.

Methods. In this multicentre, long-term extension study (GlaxoSmithKline Study BEL112234) patients received i.v. belimumab every 4 weeks plus standard therapy. Adverse events (AEs) were assessed monthly and safety-associated laboratory parameters were assessed at regular intervals. Organ damage (SLICC/ACR Damage Index) was assessed every 48 weeks. The study continued until belimumab was commercially available, with a subsequent 8-week follow-up period.

Results. A total of 738 patients entered the extension study and 735/738 (99.6%) received one or more doses of belimumab. Annual incidence of AEs, including serious and severe AEs, remained stable or declined over time. Sixty-nine

(9.4%) patients experienced an AE resulting in discontinuation of belimumab or withdrawal from the study. Eleven deaths

occurred (and two during post-treatment follow-up), including one (cardiogenic shock) considered possibly related to belimumab. Laboratory parameters generally remained stable. The mean (S.D.) SLICC/ACR Damage Index score was 0.6 (1.02) at baseline (prior to the first dose of belimumab) and remained stable. At study year 8, 57/65 (87.7%) patients had no change in SLICC/ACR Damage Index score from baseline, indicating low organ damage accrual.

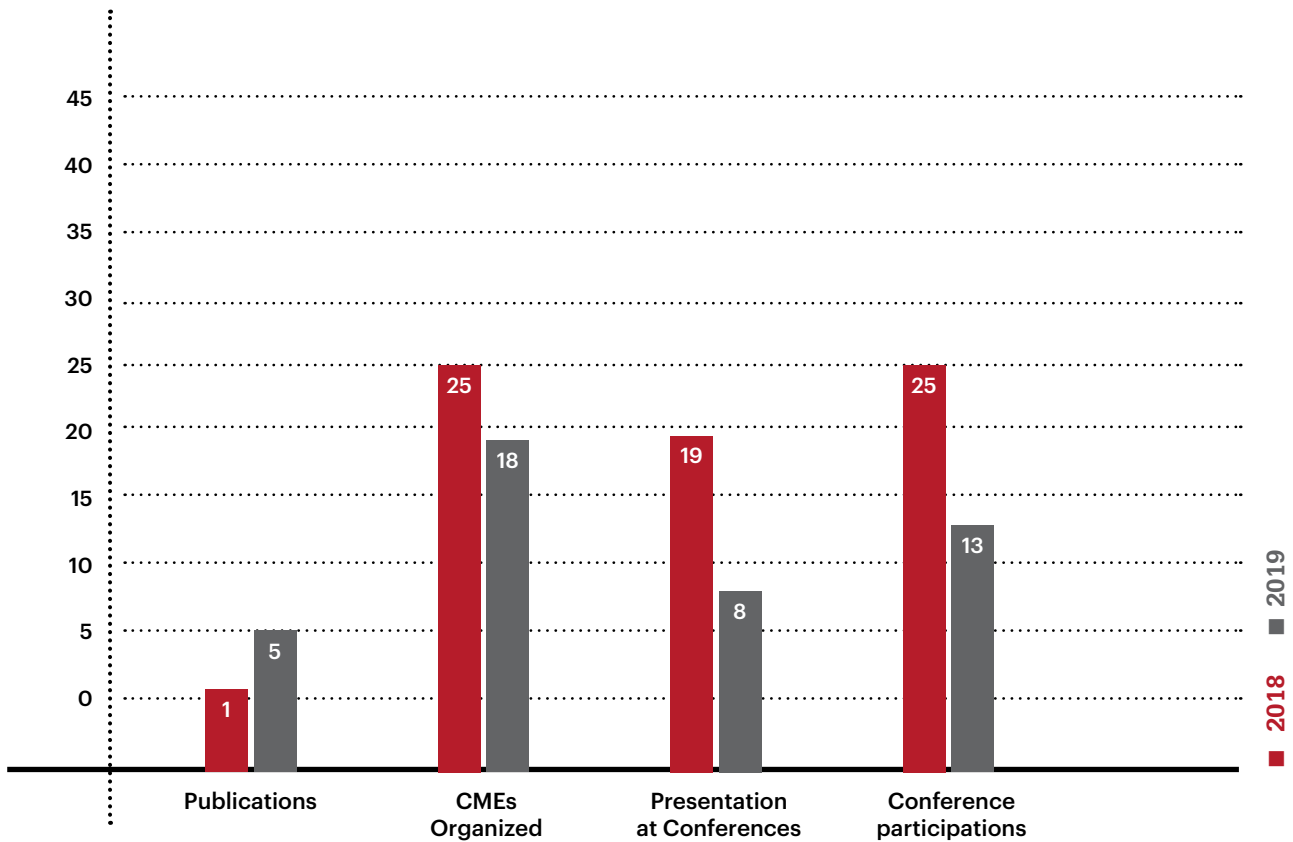
Conclusion. Belimumab displayed a stable safety profile with no new safety signals. There was minimal organ damage progression over 8 years.

Trial registration. ClinicalTrials.gov, <https://clinicaltrials.gov>, NCT00424476 (BLISS-52), NCT00410384 (BLISS-76), NCT00732940 (BEL112232), NCT00712933 (BEL112234).

Reference:

Vollenhoven RF van, Navarra SV, Levy RA, Thomas M, Heath A, Lustine T et al. Long-term safety and limited organ damage in patients with systemic lupus erythematosus treated with belimumab: a Phase III study extension. *Rheumatology*. kez279, <https://doi.org/10.1093/rheumatology/kez279>

Department of **NEONATOLOGY**



COMPARISON OF ACADEMIC ACTIVITIES DURING 2018 & 2019

RECOGNITION

- Dr. Sujith Reddy, Resident, DNB, won gold medal in the South Neoncon 2019 in January 2019 and 2nd prize for paper presentation at the State Mid-Neoncon 2019 held in September 2019 Cochin and Trivandrum.

PAPER PUBLICATIONS

1. Shobha V, Pournami F, Prabhakar J, Jain N. Euthermia in Stable Preterm Babies: 'Cocooning' for Warmth! - A Randomized Controlled Trial, Journal of Tropical Pediatrics 2019, fmz025, <https://doi.org/10.1093/tropej/fmz025>
2. Naha N, Pournami F, Prabhakar J, Jain N. Nasal injury with continuous positive airway pressure: Need for "Privileging" nursing staff. Indian J Pediatr. 2019 Jul;86(7):595-598. doi: 10.1007/s12098-019-02960-1.
3. Pournami F, Upadhyay S, Nandakumar A, Prabhakar J, Jain N. Familial hemophagocytic lymphohistiocytosis: A rare mutation of STXBP2 in Exon 19. J Pediatr Genet 2019 July; DOI <https://doi.org/10.1055/s-0039-1694778>.
4. Upadhyay S, Pournami F, Nandakumar A, Prabhakar J, Nair PMC, Jain N. Outcome of Very Preterm Infants with Early Optimal Nutrition Strategy: A Comparative Cohort Study. Nutr Clin Pract. 2019 October 22. doi: 10.1002/ncp.10422.
5. Venkata SKRG, Pournami F, Alok KMK, Nandakumar A, Prabhakar J, Jain N. Analysing cost of hospital care to a family with an extreme preterm neonate. <https://doi.org/10.1016/j.jnn.2019.11.007>

CONTINUING MEDICAL EDUCATION PROGRAMMES

NAME OF THE PROGRAMME	TYPE OF PROGRAMME	DATE	NO. OF PARTICIPANTS
Research Methodology Class on "Review of literature and Pub Med"	Internal	8 th January 2019	11
CME on Neurology for Neonatology	National	19 th - 20 th January 2019	52
Research Methodology Class on "Common errors in entering data in excel"	Internal	12 th February 2019	16
Research Methodology Class on "Confounding variables"	Internal	19 th February 2019	12
Difficult Airway Workshop	National	26 th February 2019	25
Research Methodology Class on "GRADE Process"	Internal	12 th March 2019	18
CME on "Prematurity and Sepsis"	Regional	17 th March 2019	42
CME on "World down syndrome day (Leave no one behind expert panel discussion)"	Regional	21 st March 2019	63
Research Methodology Session on "Statistical Methods"	Internal	9 th April 2019	8
Research methodology session on "Statistical methods- session 3"	Internal	14 th May 2019	5
Research Methodology Session on "Types of study designs"	Internal	9 th July 2019	12

Research Methodology Session on "Types of variables"	Internal	16 th July 2019	17
Research Methodology Session on "PubMed"	Internal	23 rd July 2019	15
Research Methodology Session on "Zotero - An online reference manager"	Internal	30 th July 2019	30
CME on "World breastfeeding week-2019"	Internal	4 th August 2019	30
Research methodology session on "Sample size estimation"	Internal	20 th August 2019	19
Research Methodology Session on "How to write Review of Literature"	Internal	18 th September 2019	19
Research Methodology Session on "Journal Club"	Internal	3 rd December 2019	7

PAPER PRESENTATIONS

NAME OF THE CONFERENCE, DATE & VENUE	NAME OF THE PRESENTERS	TITLE OF THE PRESENTATIONS
NAPEM-2019 (11 th National assembly pediatric emergency medicine), 5 th to 7 th April 2019, Trivandrum	Dr Naveen Jain	<ul style="list-style-type: none"> Neonate beyond Sepsis - inborn error of metabolism
World prematurity day celebration, 19 th November 2019, Trivandrum	Dr Femitha P Dr Alok K Dr Swati U Dr Anand N	<ul style="list-style-type: none"> COIN and CAP -What's new A brief insight What we learnt today
State PEDICON 2019, 22 nd to 24 th November 2019, Kannur	Dr Fathima Shirin S	<ul style="list-style-type: none"> Heart as a sentinel to re-vascular disease (Poster presentation)
Neuro Development Assessment workshop of National Neonatology Forum (NNF) of India, 12 th to 15 th December 2019, Hyderabad	Dr Naveen Jain (Lead workshop faculty) Dr Anand N Dr Reeba Ann Daniel	<ul style="list-style-type: none"> Hammersmith neurological examination Neurosonogram and growth charts Prechtl's general movement assessment

CONFERENCE PARTICIPATIONS

- Dr. Reeba Ann Daniel participated in a "3di-Autism diagnostic interview workshop" on 25th and 26th May 2019, in Bangalore
- Dr. Jyothi P, Dr. Naveen Jain and Dr. Zulfikar Ahamad M attended the "World prematurity day celebration" on 19th November 2019 in KIMS Trivandrum and moderated a few presentations

**OUTCOME OF VERY PRETERM INFANTS WITH EARLY OPTIMAL NUTRITION STRATEGY:
A COMPARATIVE COHORT STUDY**

Swati Upadhyay DNB, Femitha Pournami DM, Anand Nandakumar DNB, Jyothi Prabhakar DNB,
Parameswaran Madhava Chandran Nair DM, Naveen Jain DM

Abstract

Background : Aggressive nutrition may benefit early growth; nevertheless, effects on neurodevelopmental outcomes are unclear. We planned a descriptive analytical study to compare survival without neurodevelopment disability (NDD) at 1 year in 2 groups during 2 time epochs—before and after implementation of early optimal nutrition strategies. NDD was defined as any one of the following: mental and/or motor development quotient < 85 at 12 months of age, corrected for prematurity; Denver Developmental Screening Test abnormal/suspect in even 1 domain out of the 4 domains; seizures; requirement of hearing aid; or blindness in 1 or both eyes. We also compared mortality, survival without bronchopulmonary dysplasia, necrotizing enterocolitis (NEC), retinopathy of prematurity (ROP), intraventricular hemorrhage, periventricular leukomalacia, sepsis, metabolic bone disease (MBD), and extrauterine growth restriction (EUGR).

Methods : Preterm neonates born between 27 and 32 weeks' gestation were included. The prospective study group (AO) was recruited after implementation of early optimal nutrition policy. The comparative retrospective cohort (BO) received nutrition based on clinicians' decisions. Both groups were followed up using a structured plan till 1 year corrected age.

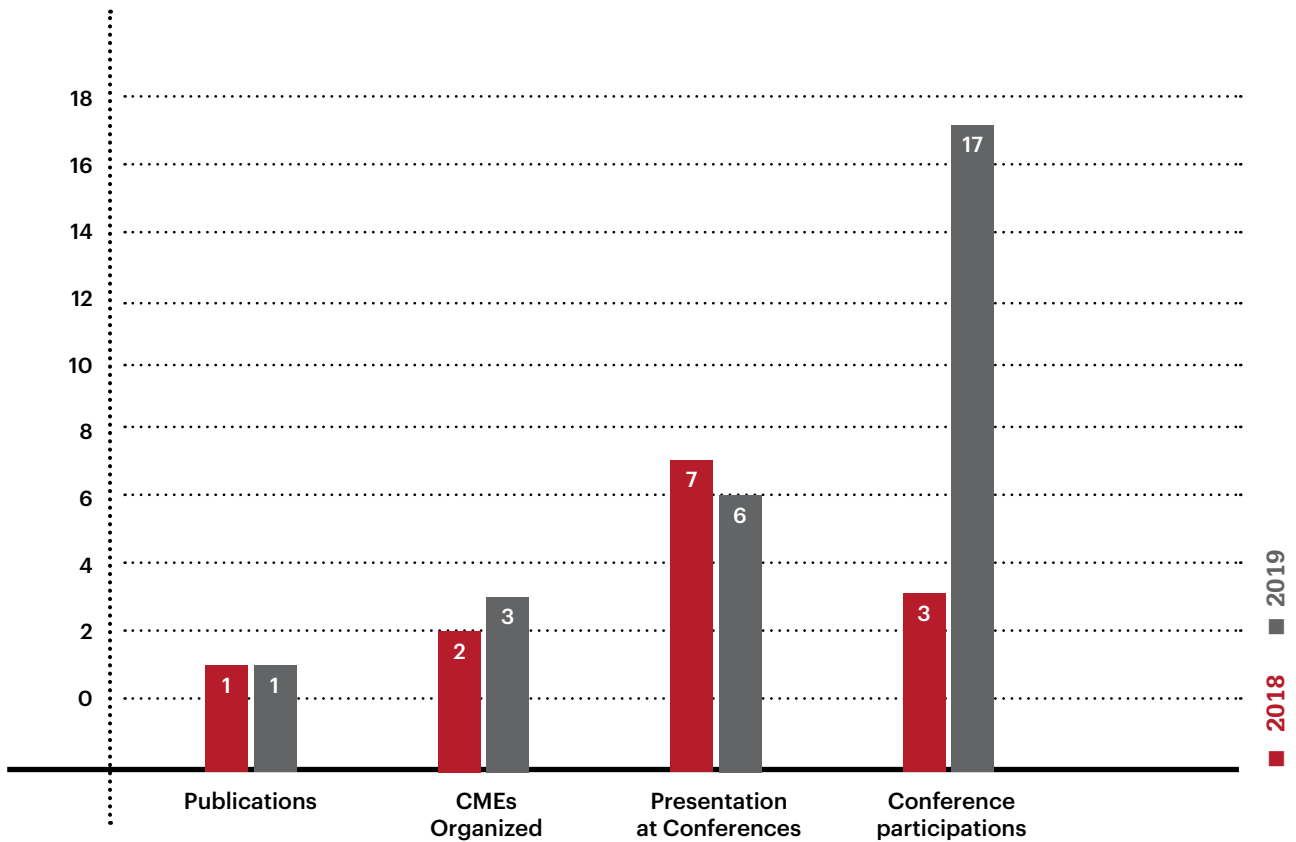
Results : 137 neonates were enrolled in AO and 151 in the BO cohort. There was no statistically significant difference in survival without NDD at 1 year—75.5% in AO vs 72.1% in BO, odds ratio 0.84 (95% CI 0.5–1.6). Babies who received early optimal nutrition had less NEC, EUGR, and ROP requiring laser therapy but more MBD.

Conclusion : There was no difference in survival without NDD in early optimal nutrition cohort compared to the cohort before implementation of the nutrition strategy. Short-term benefits themselves may justify the need for early optimal nutrition

Reference

Upadhyay S, Pournami F, Nandakumar A, Prabhakar J, Nair PMC, Jain N. Outcome of Very Preterm Infants with Early Optimal Nutrition Strategy: A Comparative Cohort Study. *Nutr Clin Pract.* 2019 October 22. doi: 10.1002/ncp.10422.

Department of **NEPHROLOGY**



COMPARISON OF ACADEMIC ACTIVITIES DURING 2018 & 2019

RECOGNITION

- Dr Fousiya Yoonus, resident, won the third prize for poster presentation on “Combined liver-kidney transplantation in primary hyperxaluria: experience from a tertiary care centre in south India” at the National Pediatric Nephrology conference held in November 2019 at Trivandrum

PUBLICATION

- Ravi R, Balan S, Murlidharan P, Visweswaran K, Venugopal B, Ali TU Rather SA. Isolated Liver Transplantation: A Worthy Choice for Atypical Hemolytic Syndrome in Resource-Restricted Settings. Elsevier Inc.2019;4(7): 1019-1022.

CONTINUING MEDICAL EDUCATION PROGRAMMES

- Organized an internal CME on “Hypokalemia, A Physiology-based approach to evaluation and Management” on 12th April 2019 at the 11th level conference hall, KIMS Trivandrum and 16 doctors participated in it.
- Hosted an REPE web symposium on “Renal medicine” on 25th April 2019 at KIMS Trivandrum, and there were five doctors from the department for this symposium.
- An Internal CME on “Common fallacies in Nephrology” was conducted on 17th May 2019 at the 11th level conference hall, and 8 doctors attended in the programme.

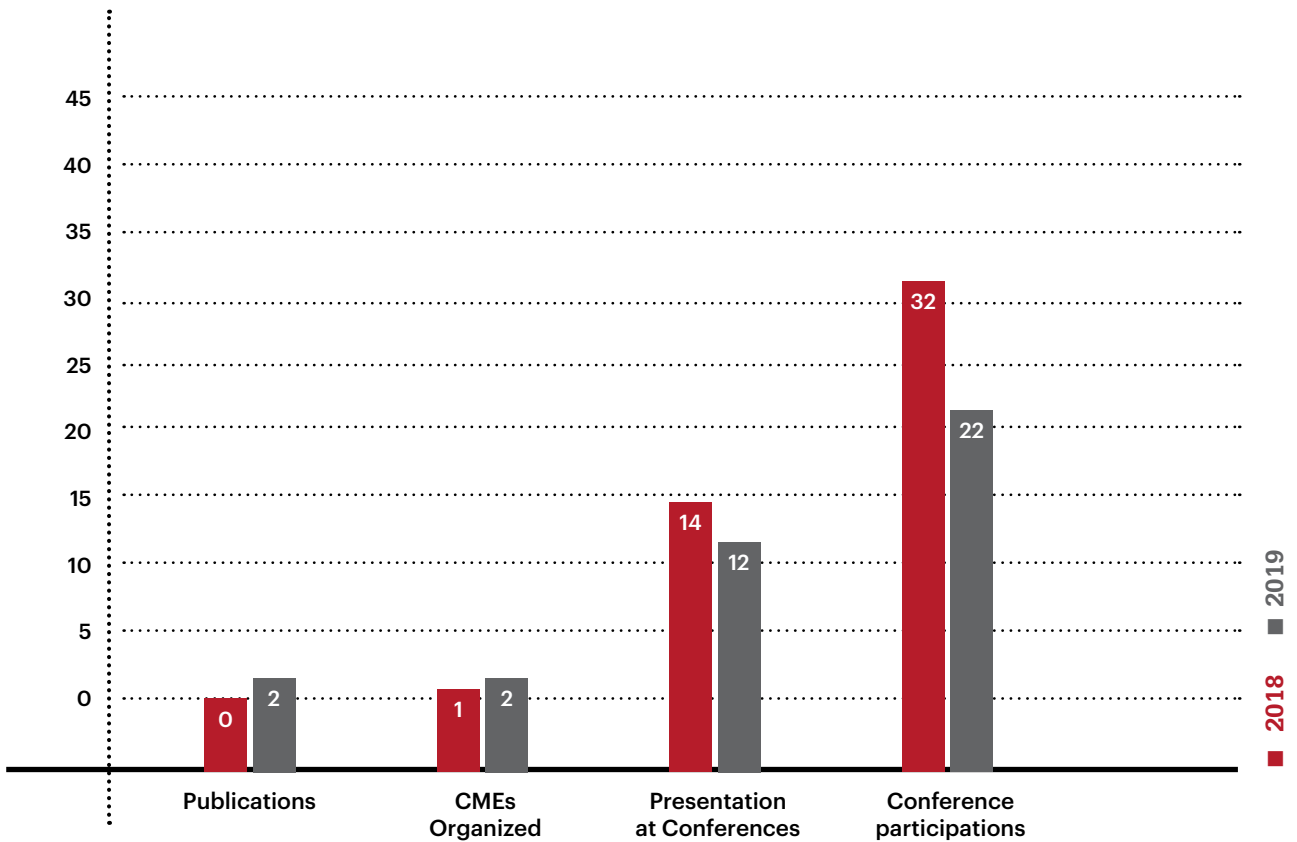
PAPER PRESENTATIONS

NAME OF THE CONFERENCE, DATE & VENUE	NAME OF THE PRESENTERS	TITLE OF THE PRESENTATIONS
Winter conference – Nephrology, CMC, Vellore, January 2019	Dr Ranjani Ravi	<ul style="list-style-type: none"> • Cryptococcal infection in renal transplant recipient – a diagnostic dilemma
Dr Ramdas Pisharody memorial CME, April 2019, Trivandrum	Dr Ranjani Ravi	<ul style="list-style-type: none"> • Case presentation
NAKCON, Thrissur, October 2019	Dr Ranjani Ravi Dr Sagar Jethwa Dr Kedar Suthar	<ul style="list-style-type: none"> • Infections in Renal Transplantation recipients – the new the old and the emerging (Poster presentation) • Case presentations
National Pediatric Nephrology conference, Trivandrum, November 2019	Dr Fousiya Yoonus Dr Prem Amalraj	<ul style="list-style-type: none"> • Combined liver-kidney transplantation in primary hyperxaluria: experience from a tertiary care centre in south India • Pediatric renal transplants from KIMS

CONFERENCE PARTICIPATIONS

NAME OF THE CONFERENCE	NAME OF THE PARTICIPANTS	DATE & VENUE	ROLE
Winter conference – Nephrology, CMC	Dr. Jayalal Jayaplan Nair	January 2019, Vellore	Delegate
ISNSCCON 2019	Dr Sagar Jethwa, Dr Kedar Suthar	February 2019, Tirupati	Delegate
Dr Ramdas Pisharody memorial CME	Dr Satish B, Dr Praveen Murlidharan Dr Muhd Safeer, Dr Ranjani Ravi Dr Jayalal Jayaplan Nair, Dr Sagar Jethwa Dr Kedar Suthar	April 2019, Trivandrum	Delegate

Department of **NEUROLOGY**



COMPARISON OF ACADEMIC ACTIVITIES DURING 2018 & 2019

RECOGNITIONS

- The team consisting of Dr Suresh Chandran, Dept of Neurology secured the 3rd Prize at the Quiz tournament held during the World Congress of Neurology 2019 on 28th October 2019 in Dubai.
- Dr Anoop Sugunan secured 2nd best poster award for the presentation on “Hypertrichosis a diagnostic clue for Leighs disease due to SURF1 mutation” at the conference of KAN-2019 (Kerala association of neurologists conference) on 17th November 2019 held in Thrissur

PUBLICATIONS

1. Krishnasree KS, Ashok VP, Menon D, Rajanuary MD, Syamlal S, Chandran CJS. Clinical Profile of nonmotor symptoms in early Parkinson’s Disease patients in a tertiary care in south India. Ann Indian Acad Neurol 2019;22, Suppl S1:45-157. (Abstract)
2. George J, Syamlal S, Chandran CJS. Sleep disorders in early Parkinson Disease: A comparative study. Ann Indian Acad Neurol 2019;22, Suppl S1:45-157. (Abstract)

CONTINUING MEDICAL EDUCATION PROGRAMMES

- Conducted an Internal CME on “Evaluation of Head Injury” on 22nd August 2019 and 15 doctors participated in the programme.
- Organized an Internal CME on “Management of Head Injury” on 5th September 2019 and 15 doctors participated in the programme.

PAPER PRESENTATIONS

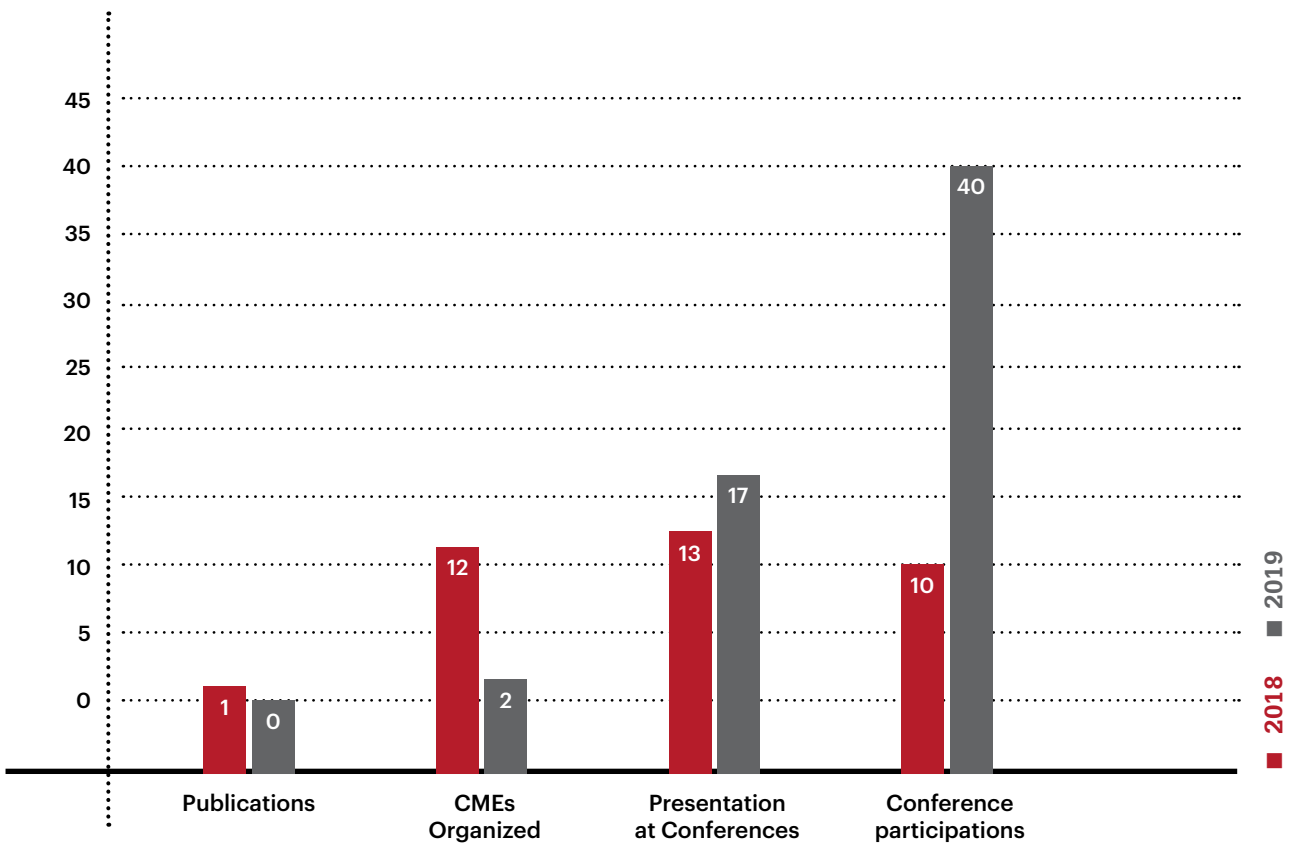
NAME OF THE CONFERENCE, DATE & VENUE	NAME OF THE PRESENTERS	TITLE OF THE PRESENTATIONS
SHINE 2019 (Annual International Conference of Clinical Neurology), 21 st to 24 th February 2019, Chennai	Dr. Joseph Shibu Dr. Krishnasree Dr. Syamlal S	<ul style="list-style-type: none"> • An uncommon presentation of delayed intracranial hypertension in GBS (Poster Presentation)
MDSICON 2019 (Annual conference of Movement Disorder Society of India), 22 nd to 24 th February 2019, Delhi	Dr. Suresh Chandran C J	<ul style="list-style-type: none"> • A case of paroxysmal kinesigenic myoclonus with episodic piloerection-Anti LGI1 encephalitis (video presentations) • A case of autistic regression with orofacial dyskinesia -Anti NMDA Receptor encephalitis (video presentations)
Neurotrauma, 23 rd to 25 th August 2019, Agra	Dr P John Paul (KIMS Kollam)	<ul style="list-style-type: none"> • Severe Cranio Cerebral Trauma - Recent management perspectives
Indian Stroke Summer School, 6 th September 2019, Bengaluru	Dr. Suresh Chandran	<ul style="list-style-type: none"> • Transient Ischemic Attacks-Mimics and Chameleons
Annual conference of Indian Academy of Neurology, 3 rd to 6 th October 2019, Hyderabad	Dr Krishnasree KS, Dr Ashok VP, Dr Deepak Menon, Dr Manorama D Rajan, Dr Syamlal S, Dr Suresh Chandran CJ	<ul style="list-style-type: none"> • Clinical Profile of nonmotor symptoms in early Parkinson’s Disease patients in a tertiary care in south India

	Dr Jemini George, Dr Syamlal S, Dr Suresh Chandran CJ	<ul style="list-style-type: none"> Sleep disorders in early Parkinson Disease: A comparative study.
World Congress of Neurology 2019	Dr Suresh Chandran	<ul style="list-style-type: none"> Unihemispheric demyelination -A rare variant of ADEM
KAN-2019 (Kerala association of neurologists conference), 17 th November 2019, Thrissur	Dr Suresh Chandran CJ Dr Joseph Shibu Dr Anoop Sugunan Dr AshokVP	<ul style="list-style-type: none"> Movement disorders in autoimmune encephalitis-A retrospective analysis (Paper)
	Dr Anoop Sugunan Dr Kalpana <i>Dept of Neurology</i>	<ul style="list-style-type: none"> Hypertrichosis a diagnostic clue for Leighs disease due to SURF1 mutation (Poster)
	Dr Suneeth Dr Sheeja M Dr Neetu Gupta <i>Dept of Pediatrics</i>	
	Dr Joseph Shibu Dept of Neurology Dr Shaziya M Dr Neethu Gupta <i>Dept of Pediatrics</i>	<ul style="list-style-type: none"> Severe meningoencephalitis due to human herpes virus 6 in immune-competent children (Poster)
	Dr Anoop Sugunan Dr Joseph Shibu Dr Suresh Chandran CJ	<ul style="list-style-type: none"> Three rare neurological complications in oncology patients (Poster)

CONFERENCE PARTICIPATIONS

- Dr Praveen R, participated in the “Annual International Conference of Clinical Neurology (Shine -2019) held from 21st to 24th February 2019, Chennai.
- Dr Syamlal S and Dr Raghavan Naicker Maratti (KIMS, Kollam) participated in the conference of “American academy of Neurology” held from 3rd to 12th May 2019, Philadelphia.
- Dr Joseph Shibu participated in the “IAN summer school 2019” held on 15th and 16th June 2019 in Chennai.

Department of **OBSTETRICS & GYNECOLOGY**



COMPARISON OF ACADEMIC ACTIVITIES DURING 2018 & 2019

RECOGNITIONS

- Dr. Reshma, DNB resident, received first prize for the paper presentation on “Obstetric outcome of pregnancies with Anti Phospholipid Syndrome: A Retrospective Study” in AICOG-2019 (All Indian congress of Obstetrics & Gynecology) from 8th to 12th January 2019 in Bangalore.
- Dr. Divya Louis secured Second Prize for poster presentation on “Pelvic mesenchymal tumours, pre Vs post surgery : A surgeons diagnostic dilemma” and Dr.Thrishna secured Third Prize for the poster presentation on “Borderline Ovarian Tumor’s implications of Surgical Approach –Laparoscopy/ Laparotomy” at the Regional educational conference :An update on GTD & Gynaecological oncology held from 15th to 17th March 2019 in Trivandrum

CONTINUING MEDICAL EDUCATION PROGRAMMES

- Organized a “Basic Laparoscopy Course” on 19th and 20th January 2019 and 19 doctors participated in the programme.
- Conducted CTG workshops on 3rd August 2019 and 16th August 2019 at KIMS Trivandrum and there were 53 participants in the workshop.

PAPER PRESENTATIONS

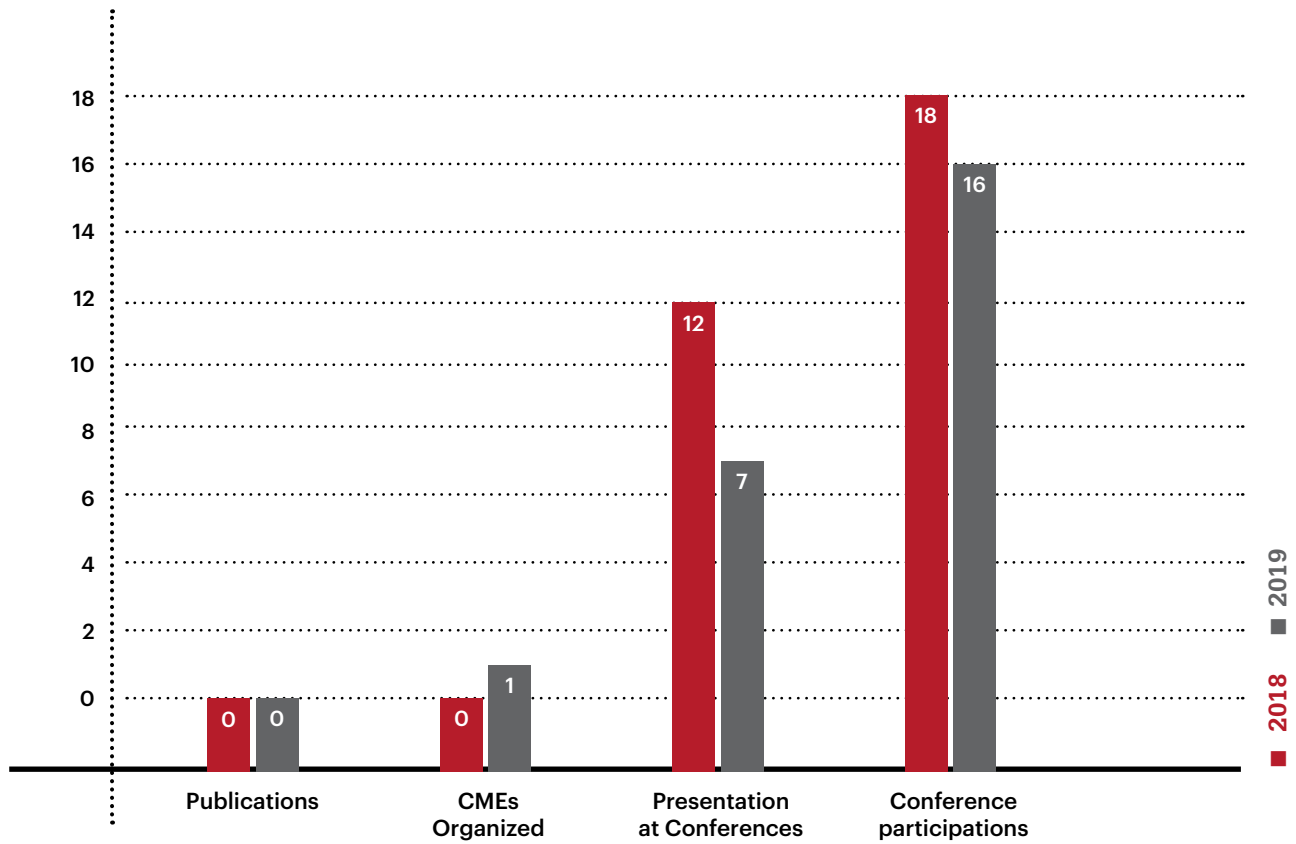
NAME OF THE CONFERENCE, DATE & VENUE	NAME OF THE PRESENTERS	TITLE OF THE PRESENTATIONS
AICOG-2019 (All Indian congress of Obstetrics & Gynecology), 8 th to 12 th January 2019, Bengaluru	Dr Girija Gurudas S Dr Reshma AM Dr Girija Gurudas S Dr Vidyalekshmy R	<ul style="list-style-type: none"> • Invited Guest Lecture on “Role of Nitric Oxide Donors In Pregnancy “ • Obstetric outcome of pregnancies with Anti Phospholipid Syndrome: A Retrospective Study • Fetal care in medical disorders of pregnancy
AKCOG -2019, 8 th and 9 th February 2019, Kasaragod	Dr Syamala Devi Dr Vidyalekshmy R	<ul style="list-style-type: none"> • Intra-partum Decembrisions to reduce Birth Asphyxia • Short Cervix
AKCOG, 10 th to 12 th February 2019, Thrissur	Dr Syamala Devi	<ul style="list-style-type: none"> • Cesarean Section at Full Cervical Dilatation
An update on GTD & Gynaecological oncology (Regional educational conference), 15 th to 17 th March 2019, Trivandrum	Dr Thrishna Dr Girija Gurudas S Dr Madhuri Dr Divya Louis Dr Shemini Saleem	<ul style="list-style-type: none"> • Borderline Ovarian Tumor’s implications of Surgical Approach –Laparoscopy/Laparotomy • Rare case of villoglandular papillary adenocarcinoma of the uterine cervix diagnosed during pregnancy • Pelvic mesenchymal tumours, pre Vs post surgery : A surgeons diagnostic dilemma • A rare case of adenoma malignum of cervix

Obstetric & Gynaecological Society, 24 th March 2019, Kollam	Dr Girija Gurudas	<ul style="list-style-type: none"> Management of RPL and PTL
Advances in obstetrics gynaecology and reproductive medicine, 9 th to 11 th August 2019, Trivandrum	Dr PK Syamala Devi Dr Sreerekha AR Dr Rasna Prasannan	<ul style="list-style-type: none"> Late IUGR-A clinical dilemma A rare presentation of fetal rhabdomyoma
PERICON-2019, 1 st and 2 nd November 2019, Kochi	Dr Nina Navakumar	<ul style="list-style-type: none"> Role of pelvic artery embolisation in PPH
CIMAR PERICON 2019, 3 rd November 2019, Cochin	Dr Vidyalekshmy R	<ul style="list-style-type: none"> Noninvasive prenatal screening
Kerala PERICON 2019, 9 th & 10 th November 2019, Wayanad	Dr Vidyalekshmy R	<ul style="list-style-type: none"> Fetal growth restriction Hydrops

CONFERENCE PARTICIPATIONS

NAME OF THE CONFERENCE	NAME OF THE PARTICIPANTS	DATE & VENUE	ROLE
OG QUEST-2019 (Revision Course for OBGYN Postgraduates)	Dr S Madhuri	20 th to 24 th January 2019, Chennai	Delegate
Conference of Mastery & Excellence -2019	Dr Sajith Mohan R	1 st to 3 rd February 2019, Bangalore	Delegate
AKCOG -2019	Dr Syamala Devi	8 th and 9 th February 2019, Kasaragod	Session chairing
EMOCAL (Training for Gynaecologists)	Dr Girija Gurudas Dr Liby Haribabu	6 th March 2019, Trivandrum	Delegate
Maternal mortality audit at SAT Trivandrum	Dr Girija Gurudas	10 th March 2019, Trivandrum	Delegate
An update on GTD & Gynecological oncology (Regional educational conference)	Dr Girija Gurudas Dr Sajith Mohan	15 th to 17 th March 2019, Trivandrum	Delegate
ORRT-Training (Obstetric rapid response team)	Dr Girija Gurudas	12 th May 2019, Trivandrum	Delegate
Attending training for examination ship for part 3 MRCOG, Chennai	Dr Vidya Lekshmy R	29 th June 2019	Delegate
TOGSICON-2019(OBG CME)	Dr Sajith Mohan R	26 th to 28 th July 2019	Delegate
Fetal therapy workshop	Dr Nina Navakumar	26 th to 28 th July 2019	Delegate
Advances in obstetrics gynaecology and reproductive medicine, Trivandrum	Dr Meera Balakrishnan Dr Radhamony D Dr Rafeekha P	9 th August 2019	Delegate
FOCUS (PG training programme)	Dr Mahajan Prajakta Sharadchandra	26 th to 30 th August 2019	Delegate
Urogynaecology conference 2019, TVM	Dr Girija Gurudas	1 st September 2019	Delegate
AICC RCOG (Royal College of Obstetricians and Gynaecologists annual conference), Kolkata	Dr Vidyalekshmy R Dr Sajith Mohan R	5 th to 7 th September 2019	Delegate
UAKON-2019 (Workshop on female Urology)	Dr Chitra Suresh Dr Sajith Mohan R	18 th October 2019, Trivandrum	Delegate

Department of **ONCOLOGY**



COMPARISON OF ACADEMIC ACTIVITIES DURING 2018 & 2019

RECOGNITIONS

- Dr Nitin Abraham secured 3rd prize in quiz in MVR CANON 2019 held from 30th August to 1st September 2019 in Calicut
- Dr Blessy John secured 3rd prize in paper presentation in MVR CANON 2019 held on 30th August to 1st September 2019 in Calicut

CONTINUING MEDICAL EDUCATION PROGRAMME

- Conducted a CME on “Immuno-oncology meeting” on 7th September 2019 and 15 doctors participated in the event.

PAPER PRESENTATIONS

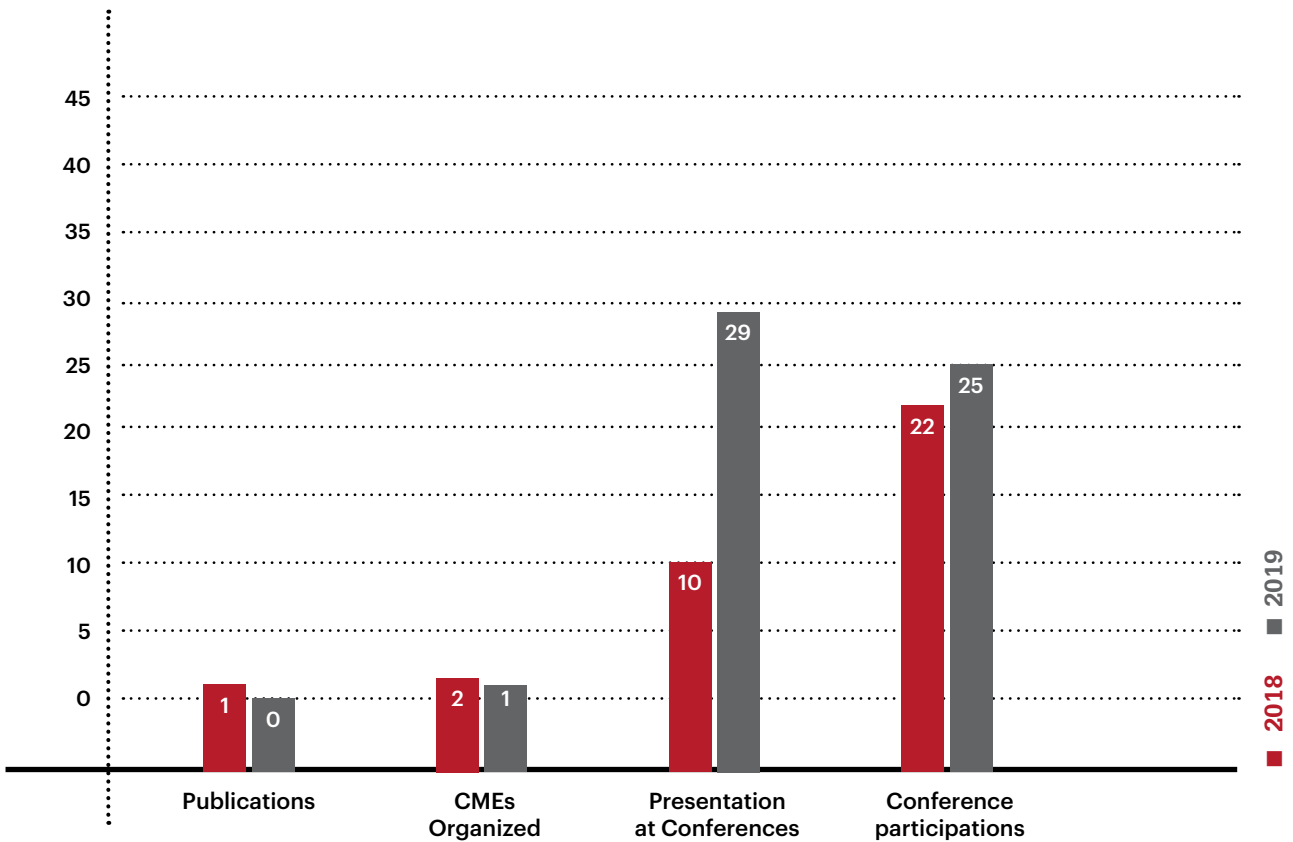
NAME OF THE CONFERENCE, DATE & VENUE	NAME OF THE PRESENTERS	TITLE OF THE PRESENTATIONS
ST.JUDE-VIVA forum Workshop-2019, 2 nd and 3 rd March 2019, Singapore	Dr Shwetha Seetharam	<ul style="list-style-type: none"> • Outcomes of Pediatric mixed phenotype acute leukemia treated with lymphoid directed therapy in a resource-limited setting
MVR CANCON (consensus and controversies in Oncology), 30 th August to 1 st September 2019, Calicut	Dr B Jayanand Sunil Dr Nitin Abraham	<ul style="list-style-type: none"> • Electronic data in Oncology-opportunity and challenges in Indian context • How to be molecular surgeon (Round table meeting panel discussion) • Cardiac effects of adjuvant radiation therapy
Immuno-oncology meeting, 7 th September 2019, KIMS Trivandrum	Dr Jayaprakash Madhavan	<ul style="list-style-type: none"> • Role of immunotherapy in 2L NSCLC • Role of immunotherapy in treatment beyond progression cases
APSICON 2019, 11 th to 15 th December 2019, Bhubaneswar	Dr Amrita Rao	<ul style="list-style-type: none"> • CT scan for flap planning lessons from DIEP experience

CONFERENCE PARTICIPANTS

NAME OF THE CONFERENCE	NAME OF THE PARTICIPANTS	DATE & VENUE	ROLE
CME on Managing the elderly with cancer	Dr Anjaly VT	May 2019, Trivandrum	Delegate
YROF-MANTRA	Dr Anjaly VT	July 2019, Trivandrum	Delegate
KASO midterm conference 2019	Dr Anjaly VT	August 2019, Trivandrum	Delegate
MVR CANCON	Dr P P Abdul Shahid	31 st August 2019, Calicut	Quiz master
Myelokraft (Continuous professional development program)	Dr PP Abdul Shahid	7 th September 2019, Hyderabad	Delegate

Young Radiation Oncology Fellowship (YROF) Matrix conference	Dr Nitin Abraham	October 2019	Delegate
MVR CANCON 2019	Dr Blessy John	October 2019, Calicut	Delegate
Myelokraft (Mentors led professional certification program)	Dr PP Abdul Shahid	2 nd November 2019, Hyderabad	Delegate
Indian society of haematology and blood transfusion	Dr PP Abdul Shahid	8 th and 9 th November 2019, New Delhi	Delegate
EBCON 2019 – Head & Neck Oncology	Dr Anjaly VT Dr Nitin Abraham	November 2019, Trivandrum	Delegate

Department of **ORTHOPEDICS**



COMPARISON OF ACADEMIC ACTIVITIES DURING 2018 & 2019

CONTINUING MEDICAL EDUCATION PROGRAMME

- Organized a CME on “Principles and practice of fracture management module 2” on 17th March 2019 and there were 29 participants

PAPER PRESENTATIONS

NAME OF THE CONFERENCE, DATE & VENUE	NAME OF THE PRESENTERS	TITLE OF THE PRESENTATIONS
ASSICON 2019 (Association of Spine Surgeons of India), 24 th to 27 th January 2019, Ahmedabad	Dr. Ranjith Unnikrishnan	<ul style="list-style-type: none"> Spinal GCTs: An enigma - Mx of virgin & recurrent spinal GCTs
Annual Conference of Kerala Orthopaedic Association, 25 th to 27 th January 2019, Kollam	Dr. Jose Pappanacherry (Kollam KIMS)	<ul style="list-style-type: none"> Selection of surgical approach for acetabular fractures
AOPAS-2019 9 Annual Conference of Pelviacetabular Surgeons, 29 th to 3 rd March 2019, Bhubaneswar	Dr. Jose Pappanacherry (Kollam KIMS)	<ul style="list-style-type: none"> Pelviacetabular fractures
MIS Live Cad-2019 (Live surgical workshop on minimally invasive spine), 21 st April 2019, Bengaluru	Dr Ranjith Unnikrishnan	<ul style="list-style-type: none"> Applied surgical anatomy of lumbar spine through the tube (relevant to TLIF, PPF) MIS-TLIF: technique with video Lateral vs posterior approaches – are results comparable? how to choose between TLIF and OLIF
Ganga operative spine course, 24 th to 26 th May 2019, Coimbatore	Dr Ranjith Unnikrishnan	<ul style="list-style-type: none"> Surgical approach-Microscopic discectomy
AO-Trauma course pelvic with anatomical specimen, 29 th May to 1 st April 2019, Bangalore	Dr. Jose Pappanacherry (Kollam KIMS)	<ul style="list-style-type: none"> Approaches and fixation options-sacroiliac joint dislocations and fracture dislocations Anatomy & Radiology of acetabulum Posterior wall by KL approach Delegate case
Bombay operative spine course, 28 th to 30 th June 2019, Mumbai	Dr Ranjith Unnikrishnan	<ul style="list-style-type: none"> Adult scoliosis – Multiple options? Is any surgery worth the effort?
NSpine-2019 (Spine education), 1 st to 3 rd July 2019, London	Dr Ranjith Unnikrishnan	<ul style="list-style-type: none"> Spinal infection Diagnosis and treatment of low grade infection Epidural abscess formation – treatment concepts in pyogenic abscess and TB abscess
Pelvi-Acetabular Trauma workshop basic course, 5 th to 7 th July 2019, Bengaluru	Dr Jose Pappanacherry (Kollam KIMS)	<ul style="list-style-type: none"> Pelvic fracture SI joint ORIF Both column fracture
SPINE-2019 (Neuro Spinal surgeons association of India), 1 st September 2019, Kochi	Dr Ranjith Unnikrishnan	<ul style="list-style-type: none"> Fusion in scoliosis: How to ride the levels. Scheuermann’s kyphosis: How to proceed

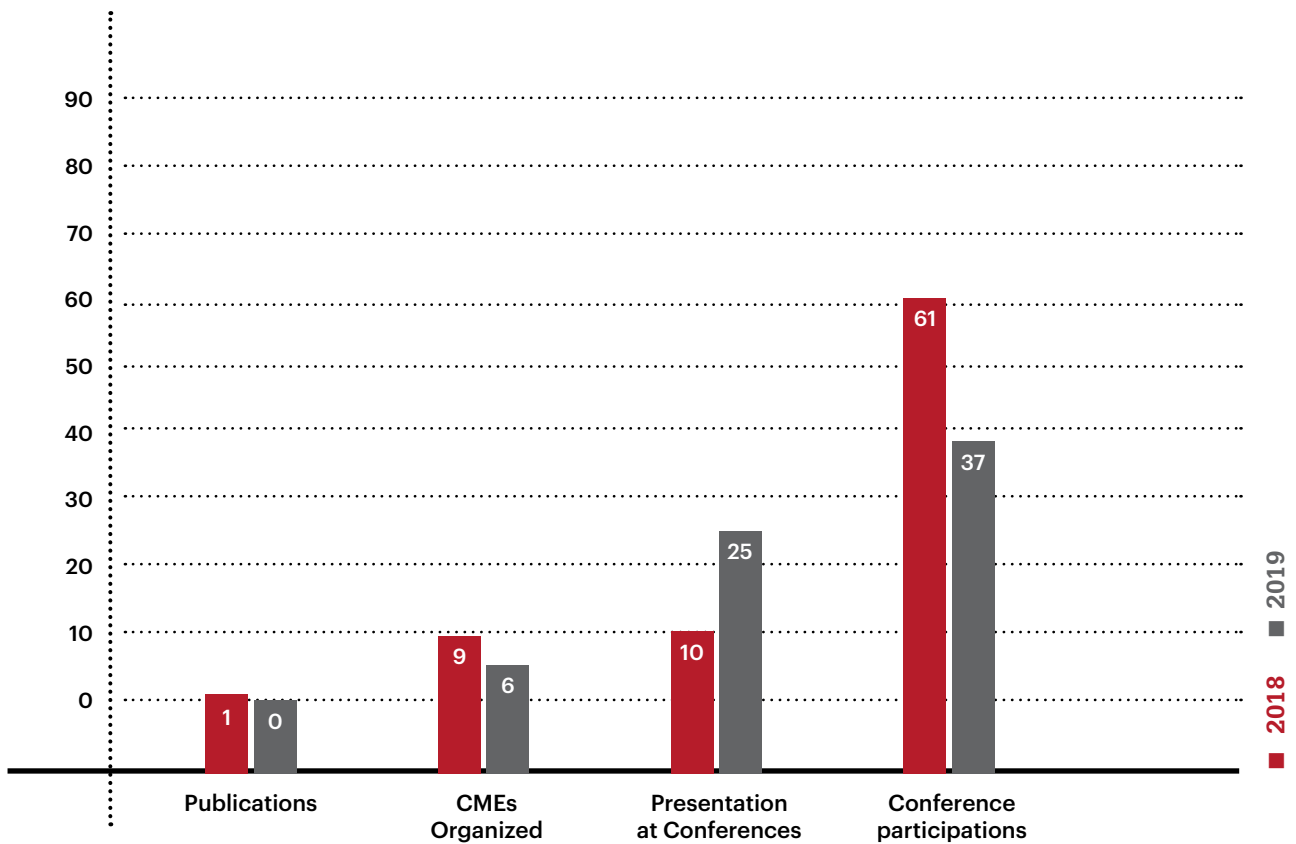
ISSH 2019 (Annual Conference of the Indian Society for Surgery of the Hand), 12 th to 15 th September 2019, Odisha	Dr Manoj Haridas	<ul style="list-style-type: none"> Cleft hand corrective surgery and results
NASS-2019(North American spine society), 24 th to 28 th September 2019,Chicago	Dr.Ranjith Unnikrishnan	<ul style="list-style-type: none"> Surgical symposium: A global perspective on minimally invasive spine surgery Minimally invasive surgery in spinal infections: cutting corners
AOSpine advanced course, 8 th and 9 th November 2019, Colombo	Dr Ranjith Unnikrishnan	<ul style="list-style-type: none"> Introduction of AOSpine Principles and Learning outcomes (Presentation) Case discussion – uni-facet dislocation with radiculopathy (Presentation) Workshop Sessions handled: <ul style="list-style-type: none"> a. Live Demonstration of C1/C2 Fixation Techniques by faculty b. Lateral Mass screw technique – hands on skills c. Dural tear and CSF leak d. Pedicle screw fixation – Thoracic spine, lumbosacral spine, S2 alar iliac screws e. Anterior cervical Decompression and fixation & TLIF <p>Presentations</p> <ul style="list-style-type: none"> Thoracolumbar trauma Principles of minimally invasive surgery MIS TLIF - Tips & tricks
ASSI spine outreach Programme, 8 th December 2019, Thrissur	Dr Ranjith Unnikrishnan	<ul style="list-style-type: none"> Endoscopic discectomy video Reduction in listhesis – when and how MIS in spine surgery - way to go (course chairperson)

CONFERENCE PARTICIPATIONS

NAME OF THE CONFERENCE	NAME OF THE PARTICIPANTS	DATE & VENUE	ROLE
Resident Ortho Course (Sri Ramachandra Medical College)	Dr Feroze Majeed Dr Arun Robi S Dr Arjun R Prasad Dr Rohith Ravindran	30 th January to 3 rd February 2019, Chennai	Delegate
Biennial brachial plexus surgery	Dr Manoj Haridas	29 th to 31 st March 2019, Chennai	Delegate
Bombay operative spine course	Dr Ranjith Unnikrishnan	28 th to 30 th June 2019, Mumbai	Workshop Faculty & Moderator
Calicut Ortho course	Dr Mani JR	12 th and 13 th July 2019, Calicut	Delegate

MOCC-S MGMCRI orthopaedic cadaveric course	Dr Ranjith Unnikrishnan	19 th July 2019, Chennai	Delegate
World Neurosciences summit	Dr Ranjith Unnikrishnan	23 rd to 25 th August 2019, New Delhi	Delegate
AOTrauma payment confirmation AOTrauma course-basic principles of fracture management	Dr Jithuram Jayaram	10 th to 12 th October 2019, Nagpur	Delegate
AOTRAUMA 2019 (AO Trauma course)	Dr Renjith Unnikrishnan	20 th October 2019, Trivandrum	Delegate

Department of **PEDIATRICS**



COMPARISON OF ACADEMIC ACTIVITIES DURING 2018 & 2019

RECOGNITIONS

- Dr Prameela Joji secured 2nd prize for the paper presentation on “Prevalence of food allergy” at the National Allergy Conference held on 10th and 11th January 2019 at Vellore.
- Dr Suneeth V, DNB resident, secured 1st prize for poster presentation on “A rare case of Oculogyric crisis in an infant” and Dr Shaziya M, DNB Pediatrics, secured 2nd prize for poster presentation on “Severe meningoencephalitis due to HHV 6 in immunocompetent children” at the IAP conference NEUROCON 2019 - Eye To Brain, Alappuzha, 29th September 2019
- Dr. Arathy Raj and Dr Divya, DNB residents, secured 3rd prize in the Cardiology (Adult) Intercollegiate PG Quiz programme held in connection with the World Heart Day 2019 at Pushpagiri Medical College on 28th September 2019.
- Dr Kannan D Raj and Dr. Aswathy K L, DNB residents, secured 2nd prizes for the poster presentations on “etiological profile and outcome of children admitted with acute encephalitic syndrome in a tertiary care hospital - a prospective study” and “Enteral nutrition practices in critically ill children - an observational study” at PEDCRITICON-19 held on 26th and 27th October 2019 at Perinthalmanna, Malapuram.
- The department hosted the final practical examination of National Board of Examinations (NBE), New Delhi, in KIMS, from 21st to 23rd November 2019.

CONTINUING MEDICAL EDUCATION PROGRAMMES

NAME OF THE PROGRAMME	TYPE OF PROGRAMME	DATE	NO. OF PARTICIPANTS
Internal CME on 1. Clinical manifestation of Kawasaki disease 2. Latest treatment and management of Kawasaki	Internal	21 st February 2019	19
AHA PALS course	Internal	1 st and 2 nd March 2018	14
CME on “Cystic Fibrosis”	Internal	29 th April 2019	29
AHA BLS & PALS provider courses	Internal	13 th to 15 th June 2019	15
CME on “Recent updates in interventional Radiology in children”	Internal	19 th July 2019	30
AHA BLS & PALS courses	Internal	19 th to 21 st Sep 2019	20

PAPER PRESENTATIONS

NAME OF THE CONFERENCE, DATE & VENUE	NAME OF THE PRESENTERS	TITLE OF THE PRESENTATIONS
National Allergy Conference, 10 th and 11 th January 2019, Vellore	Dr Prameela Joji Dr Neetu Gupta	<ul style="list-style-type: none"> • Prevalence of food allergy • Urticaria • Spirometry in recently diagnosed childhood Asthma
CME on Childhood allergies, 8 th to 10 th March 2019, Delhi	Dr Arathi Raj	<ul style="list-style-type: none"> • Clinicoetiological profile and outcome of urticaria in children aged 1 month to 15 years in a tertiary care center- A descriptive study
CSPLD-2019, 29 th to 30 th March 2019, New Delhi	Dr Jayati Agrawal	<ul style="list-style-type: none"> • Experience of pediatric liver transplant from a tertiary care centre

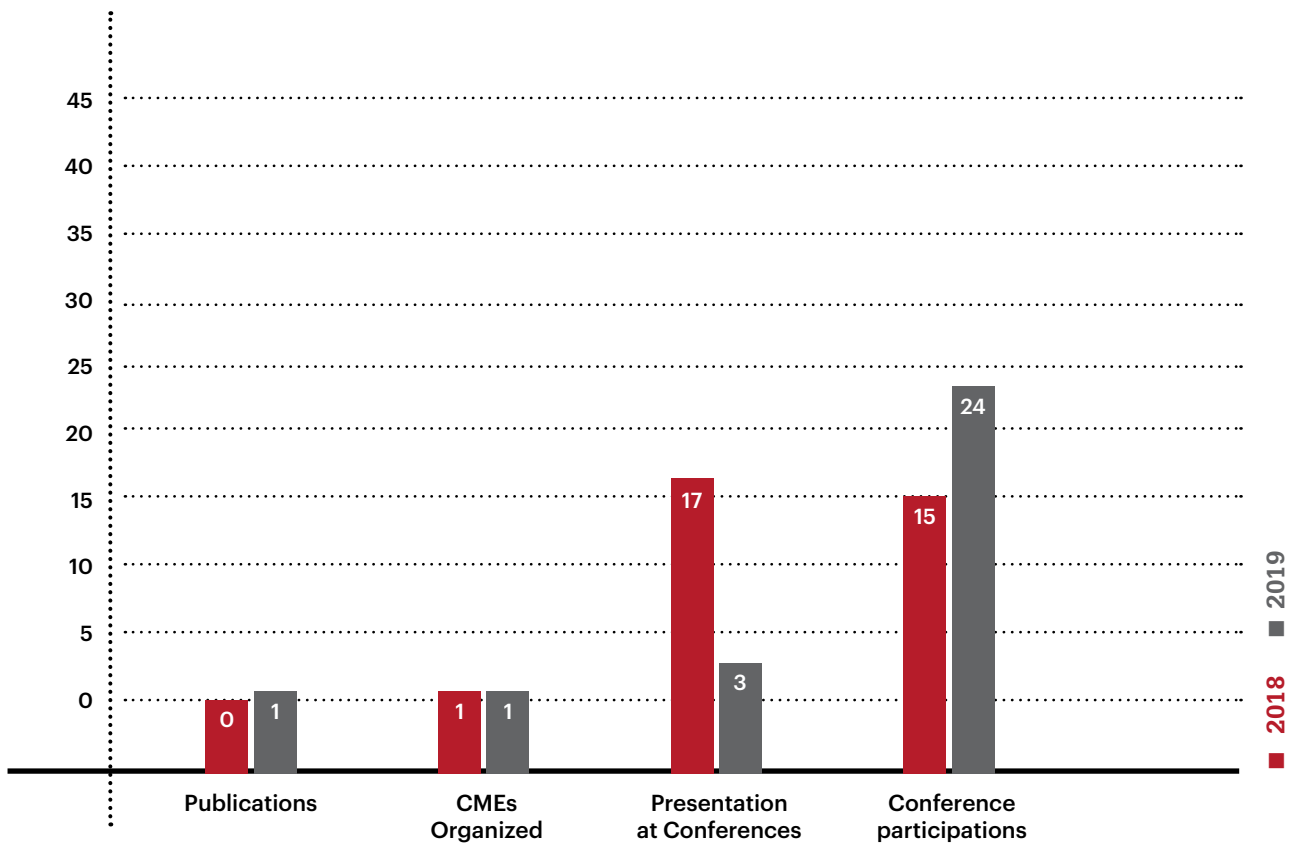
<p>PEDICON-2019 (Annual Conference of Indian Academy of Pediatrics), 6th to 10th February 2019, Mumbai</p>	<p>Dr Rose Mary Joseph</p> <p>Dr Priyanka KM</p> <p>Dr Sunil Reddy K G</p> <p>Dr Arif AK</p> <p>Dr Sandeep K Raj</p> <p>Dr Harish Chandika</p> <p>Dr Jean Rose Paul</p>	<ul style="list-style-type: none"> • Enteral nutrition practices in critically ILL children (POSTER) • CAH-11B hydroxylase Deficiency – A case report (POSTER) • Prevalence of food allergy and association with specific immunoglobulin E levels in children – An observational study (POSTER) • Shwachman-diamond syndrome- A case report (POSTER) • Association of Type 1 DM and HLH syndrome - A case report (POSTER) • Mortality pattern in admitted children in a tertiary care hospital - A retrospective study (POSTER) • Disorders of sex development – a study on clinical and hormonal profile (POSTER) • Enteral nutrition practices in critically ILL children (POSTER) • CAH-11B hydroxylase Deficiency – A case report (POSTER) • Prevalence of food allergy and association with specific immunoglobulin E levels in children – An observational study (POSTER) • Shwachman-diamond syndrome- A case report (POSTER) • Association of Type 1 DM and HLH syndrome - A case report (POSTER) • Mortality pattern in admitted children in a tertiary care hospital - A retrospective study (POSTER) • Disorders of sex development – a study on clinical and hormonal profile (POSTER)
<p>NAPeM-2019 (11th National assembly on pediatric emergency medicine), 5th to 7th April 2019, Trivandrum</p>	<p>Dr Prameela Joji</p> <p>Dr Neetu Gupta</p>	<ul style="list-style-type: none"> • NIV in ER • ER management of burns
<p>Kerala PEDGASTROCON, 4th August 2019, Kochi</p>	<p>Dr Jayati Agrawal</p>	<ul style="list-style-type: none"> • Early experience liver transplant at a tertiary care center
<p>Neurocon 2019 – Eye to Brain, Alappuzha, 29th September 2019</p>	<p>Dr Suneeth V</p> <p>Dr Shaziya M</p>	<ul style="list-style-type: none"> • A rare case of Oculogyric crisis in an infant • Severe meningo-encephalitis due to HHV 6 in immune-competent children

State PEDICON 2019, 22 nd to 24 th November 2019, Kannur	Dr Arathi Raj	<ul style="list-style-type: none"> A rare case of refractory Kawasaki disease with recurrent myocardial infarction in a 6 year old child (Poster presentation)
--	---------------	---

CONFERENCE PARTICIPATIONS

NAME OF THE CONFERENCE	NAME OF THE PARTICIPANTS	DATE & VENUE	ROLE
PEDICON-2019 (Annual Conference of Indian Academy of Pediatrics)	Dr Rajesh Dharmara Dr S Jagadeesan Dr Prameela Joji	6 th to 10 th February 2019, Mumbai	Delegate Faculty – Speaker and Chairperson
OSCE workshop -2019	Dr Sunil Reddy Dr Arif AK Dr Harish Chandika Dr Rose Mary Joseph	1 st to 3 rd February 2019, Chennai	Delegate
OSCE CME-ICTPIP 2019 (Intensive Clinical Training Programme in Pediatrics)	Dr Harish Chandika Dr Sandeep K Raj Dr Jagadeesan	12 th to 17 th February 2019, Calicut	Delegate
PEDIVENT-2019 (Basic pediatrics ventilation workshop)	Dr Arathi Raj	13 th April 2019, Trivandrum	Delegate
European society for paediatric Gastroenterology, hepatology and nutrition	Dr Rajesh Dharmara (Kollam KIMS)	5 th to 8 th June 2019, Scotland	Delegate
Iconic embicon-2019(International conference on Intensive care)	Dr Shiju Kumar	5 th to 7 th July 2019, Mumbai	Delegate
Pediatric Emergency Medicine Fellowship (STEP), Chennai	Dr Prameela Joji	6 th August 2019	Examiner
International autism conference, Trivandrum	Dr Reeba Ann Daniel	16 th to 19 th August 2019	Delegate
CIDSCON (Annual conference of clinical infectious diseases society)	Dr Shijukumar C	23 rd to 25 th August 2019, Kochi	Delegate
ISPGHAN con 2019(Indian society of Paediatric Gastroenterology Hepatology and Nutrition)	Dr Jayati Agrawal Dr Sujith John	19 th and 20 th October 2019, Chennai	Delegate
State CRITICON 2019, Perinthalmanna	Dr Prameela Joji	26 th & 27 th October 2019	Faculty
National Criticon, Bangalore	Dr Prameela Joji	5 th December 2019	Faculty

Department of **RADIO DIAGNOSIS**



COMPARISON OF ACADEMIC ACTIVITIES DURING 2018 & 2019

RECOGNITIONS

- NABH-MIS Re-accreditation
- Dr Manoj KS secured 2nd prize for a paper presented at the ISGAR 2019 Annual conference of GI Radiology in September 2019.

PUBLICATION

- Yadav MK, Mohammed AK, Puramadathil V, Geetha D, Unni M. Lower extremity arteries. Cardiovasc Diagn Ther 2019;9(Suppl 1):S174-S182. doi: 10.21037/cdt.2019.07.08

CONTINUING MEDICAL EDUCATION PROGRAMME

- Organized a conference on PIXEL 2019 on Sports Imaging on 3rd November 2019 at KIMS, Trivandrum.

PAPER PRESENTATIONS

- Dr Manish Kumar Yadav participated in “CRISE (Cardiovascular and Interventional Radiological Society of Europe) Annual meeting” from 6th to 11th September 2019, Spain and presented three papers:
 - Mechanical thrombectomy device - rescue approach in a case of pediatric post combined liver and renal transplant early hepatic artery thrombosis
 - Efficacy and safety of microwave ablation in hepatocellular carcinoma close to liver surface
 - Iatrogenic foreign body retrieval in a neonate - grasp from inside technique

CONFERENCE PARTICIPATIONS

NAME OF THE CONFERENCE	NAME OF THE PARTICIPANTS	DATE & VENUE	ROLE
IRIA -2019 (Annual Conference of Indian Radiological Imaging Association)	Dr Punniya Rajkumar	17 th to 20 th January 2019, Chandigarh	Delegate
STAR PRIMER 2019 (STANley Radiology Continuing Medical Education)	Dr Dheeraj Bindal Dr Hanan Prachikottil	24 th to 28 th January 2019, Chennai	Delegate
RARE-2019	Dr Geethu John Dr Dhanya Elsa James Dr Sunitha	13 th to 17 th February 2019, Chennai	Delegate
KREST (PG teaching program)	Dr Zunimol PKM	23 rd to 24 th February 2019, Kochi	Faculty
ECR-2019 (European congress of Radiology)	Dr Sreeraj N	27 th February to 3 rd March 2019, Vienna, Austria	Poster presentation
TVM City Chapter IRIA Annual meeting	Dr Zunimol PKM	March 2019	Faculty
IRIA 2019 (Kerala state conference)	Dr Zunimol PKM Dr Pradeep S Dr Manoj KS Dr Salal Dr Sruthi	16 th and 17 th March 2019, Kumarakom	Session chairing Poster presentation
Society of International Radiology annual meeting -2019	Dr Manish Kumar Yadav	23 rd to 28 th March 2019, USA	Delegate

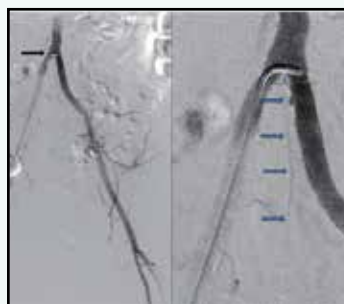
SONO summit-2019 (International ultrasound update)	Dr Safi Salim (KIMS, Kollam)	27 th to 30 th June 2019, Chennai	Delegate
Radiology residents hot seat review course	Dr Dhanya Elsa James Dr Deeraj Bindal Dr Geethu John	16 th to 19 th August 2019, New Delhi	Delegate
CANCON 2019	Dr Manoj KS	August 2019	Panelist
ISGAR 2019 Annual conference of GI Radiology	Dr Manoj KS	September 2019	Delegate
Pericon-2019	Dr Deepthi	1 st to 3 rd November 2019, Kochi	Delegate
Requisites in Clinical Imaging & Interventional Radiology Conference (RECIIRC 2019)	Dr Deepthi	20 th and 21 st December 2019, Coimbatore	Delegate

JOURNAL ABSTRACT

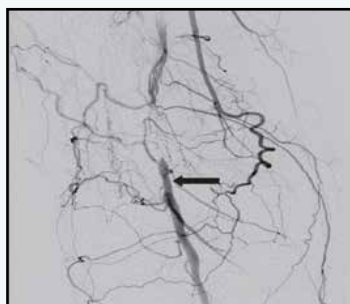
LOWER EXTREMITY ARTERIES

Manish Kumar Yadav, Adil K. M. Mohammed, Vineeth Puramadathil, Deepa Geetha, Madhavan Unni

Abstract: Lower extremity arteries play vital role of supplying blood to the extremity bone, muscles, tendons and nerves to maintain the mobility of the body. These arteries may get involved with a number of disease processes which restrict the optimal functioning of the limb. The knowledge of various diseases, clinical presentation, appearance on various imaging modalities and segments of involvement helps one to clinch the diagnosis. It is of paramount importance for imaging clinician to apply the correct imaging tool based on the clinical question which is facilitated by know how of the advantages and limitation of each of these imaging modalities. This article focuses on lower extremity arteries, its anatomy, various imaging modalities and common disease conditions affecting the lower limb arteries.



Digital subtraction angiogram at aortic bifurcation. (A) Digital Subtraction angiogram at the level of aortic bifurcation (black arrow) showing the division of aorta into right and left common iliac arteries; (B) same DSA with magnification demonstrating the median sacral artery (blue arrow).



Digital subtraction angiogram of a 64 years old patient with severe calf claudication. Angiogram shows rich collateral network around the knee joint reforming the P2 segment of the popliteal artery (black arrow).

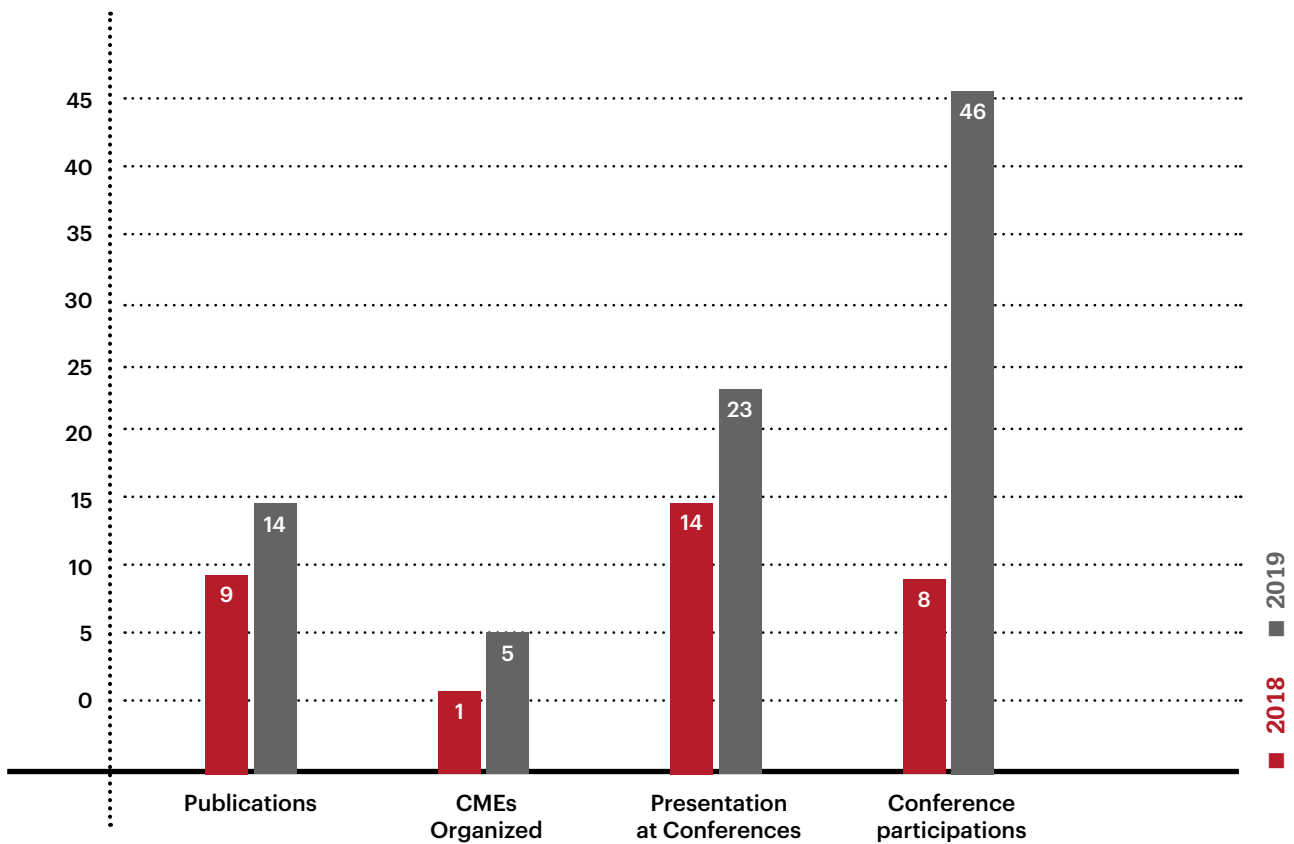


Angiogram demonstrating the anatomy of popliteal and tibial arteries. (A) Digital subtraction angiogram of left leg showing a normal popliteal artery (black arrow) and its division into anterior tibial (white arrows) and tibioperoneal trunk (blue arrow). The tibioperoneal trunk further divides into peroneal artery (green arrows) and posterior tibial artery (yellow arrows); (B) CT angiogram volume rendered technique posterior view demonstrating the popliteal artery and its division. Note the site of anterior tibial artery piercing the interosseous membrane to move anteriorly (grey arrow); (C) DSA of below knee tibial vessels.

Reference

Yadav M K, Mohammed AK, Puramadathil V, Geetha D, Unni M. Lower extremity arteries. *Cardiovasc Diagn Ther* 2019;9(Suppl 1):S174-S182. doi: 10.21037/cdt.2019.07.08

Department of **RESPIRATORY MEDICINE**



COMPARISON OF ACADEMIC ACTIVITIES DURING 2018 & 2019

RECOGNITIONS

- Dr Shahna M.S., DNB Resident, has won the Gold Medal in the prestigious APCCM (Association of Pulmonary and Critical Care Medicine Kerala State) Gold Medal Examination 2019 for the final year PG student of Kerala conducted on 3rd February 2019 in Alleppey. Dr Vinu and Dr Preethi bagged the second and third places, respectively.
- Dr Vinu MK and Dr Preethi, DNB Residents, have secured first prize & Dr Shahna and Dr Arjun have secured the third prize in the state level quiz competition on World TB day (24th March) in Pushpagiri Medical College.
- Dr Ganesh, DNB Resident, has secured a position in the top 20, in a quiz conducted by the American College of Chest Physicians, ACCP
- Dr Bala, DNB Resident, qualified for the finals of the National Talent Search competition conducted by the Indian Chest Society in CMC Vellore on 15th September 2019. 36 candidates had Participated in the south zone round. He also won second prize in the quiz competition.
- Dr Sujith Varghese Abraham, DNB Resident, secured 1st Prize for poster on “Utility of needle core specimen in improving diagnostic yield of EBUS TBNA”, and Dr Sharada Nair C secured 3rd prize for paper presentation on “Proportion of ‘rem related OSA’ in patients with sleep disordered breathing-a cross sectional study” at NAPCON 2019 (Joint national conference of Indian chest society & national college of chest physicians) held from 21st to 24th November 2019 in Kochi

PUBLICATIONS

1. Arjun P. Fungal Exacerbations of COPD. Pulmon 2019;20(3):93-96.
2. Bala P, Ameer K. A, Arjun P, Vinod Kumar Kesavan. Utility of EBUS - TBNA in Mediastinal Lymphadenopathy in a Tertiary Care Centre. Pulmon 2019;20(3):110-116.
3. Nair VK, Ramachandran R. Intrapulmonary Teratoma - Bronchoscopic Visualisation. Pulmon 2019;20(3):125-127.
4. Soofia M, Arjun P. Biologicals in Treatment of Asthma, JPAT 2018;1:14-19.
5. Arjun S, Ameer K A, Arjun P, Joshi M, Kesavan Nair V, Vinod Kumar Kesavan. Expiratory central airway collapse, a retrospective descriptive study. Pulmon 2018;20(2):68-72.
6. Dhar R, Singh S, Talwar D, Mohan M, Swarnakar R, Padmanabhan A, et al. Bronchiectasis Audit and Research Collaboration (EMBARC) and Respiratory Research Network of India Registry. doi:https://doi.org/10.1016/S2214-109X(19)30327-4.
7. Arjun P, Thomas M. Intrathoracic extramedullary haematopoiesis. Postgraduate Medical Journal Published Online First: 11 September 2019. doi: 10.1136/postgradmedj-2019-137039.
8. Babu A, Pradeep S, Devi KRL, Nair K. North American Blastomycosis in South Indian girl. J Indian Medical Association. 2019;117(9): 26 & 28.
9. Ameer KA. Mechanical lymph node sampling the best choice? (Conventional TBNA-the poor man's EBUS?). Pulmon 2019;19(2):49-51.
10. Sajan JM, Ameer KA, Arjun P, Kesavan VK. Impact of frozen section evaluation evaluation of pleuroscopic biopsy in management of pleural effusion. Pulmon 2019; 21(1): 16-20.
11. Thomas ED, Ameer KA, Rohith S, Shaji P. An unusual case of Pleural Effusion. Pulmon 2019; 21(1): 166-170.
12. Nair VK. Radiology Pearl. Pulmon, 2019; 21 (2): 86-87.
13. Kumar SA, Bhuvanesh M, Ameer KA, Thaha MM. An unusual case of ILD. Pulmon 2019; 21 (2): 99-104.
14. Thaha MM, Ameer KA, Aneeshkumar S, Nishal N. A Unique Case of Pleural Effusion. Pulmon 2019; 21 (1): 28-30.

CONTINUING MEDICAL EDUCATION PROGRAMMES

NAME OF THE PROGRAMME	TYPE OF PROGRAMME	DATE	NO. OF PARTICIPANTS
RCP web symposium on "Respiratory Medicine"	Internal	6 th March 2019	8
CME on "Updates on the Diagnosis and Management of Tuberculosis"	Internal	25 th March 2019	60
CME on "Allergic rhinitis and Co-morbid Asthma"	Internal	3 rd April 2019	16
Webinar on "Biologic treatment in severe asthma"	Internal	25 th April 2019	7
Webcast on "Asthma & COPD management"	Internal	23 rd July 2019	14

PAPER PRESENTATIONS

NAME OF THE CONFERENCE, DATE & VENUE	NAME OF THE PRESENTERS	TITLE OF THE PRESENTATIONS
ARS-19 Respiratory Society), 15 th January 2019, Alappuzha	Dr P Arjun	<ul style="list-style-type: none"> Update on COPD Management –GOLD Guidelines 2019
ASTHMA & COPD UPDATE, 3 rd February 2019, Tamil Nadu	Dr P Arjun	<ul style="list-style-type: none"> Paradoxes in GINA Guidelines
CME & workshop on COPD & PG update in Pulmonary Medicine 2019, 23 rd & 24 th February 2019, Kochi	Dr P Arjun Dr Ameer KA	<ul style="list-style-type: none"> Paradigm shift in understanding etiopathogenesis of COPD (Chair) NIV and Oxygen therapy in Chronic Respiratory Disease (Workshop Faculty) Pulmonary Rehabilitation in COPD and other Chronic Respiratory Disease (Chair) Pulmonary Rehabilitation (Workshop Faculty)
Chest congress-2019, 9 th to 13 th April 2019, Thailand	Dr Preethi V	<ul style="list-style-type: none"> Prevalence of cognitive impairment in obstructive sleep apnea and its association with the severity of obstructive sleep apnea: A cross sectional study (Oral presentation, paper poster presentation & E-poster presentation)
Pulmocon- 2019 (Scientific programme), 18 th May 2019, Thrissur	Dr P Arjun Dr Ganesh B Dr Nishal N	<ul style="list-style-type: none"> Respiratory complication of H1N1-data from a tertiary care centre Analysis of treatment compliance and outcome in patients with pulmonary and extra pulmonary tuberculosis diagnosed at a private tertiary care centre over a period of 18 months. Utility of Respiratory Multiplex Pcr (Film Array) And Respiratory Viruses Distribution with Relevance to Seasonality– A Retrospective Study
CME cum workshop on non-invasive ventilation, 29 th and 30 th June 2019, Wayanad	Dr Ameer KA Dr Arjun P	<ul style="list-style-type: none"> NIV in complex sleep disorders NIV failure-when to switch to invasive mode
Asthma Update, 21 st July 2019, Kochi	Dr Arjun P	<ul style="list-style-type: none"> Systematic evaluation of difficult asthma

Quilon chest club, 27 th July 2019, Kollam	Dr Arjun P	<ul style="list-style-type: none"> OSA management –practical aspects
Indian Chest society, 13 th and 14 th September 2019,Vellore	Dr Bala P	<ul style="list-style-type: none"> Searching for a needle in a haystack
European Respiratory Society annual meeting, 28 th September to 3 rd October 2019, Spain	Dr Arjun P	<ul style="list-style-type: none"> Burden of ABPA in the Indian Bronchiectasis Registry (Poster)
APSR (Asian Pacific Society of Respirology) Annual Conference, 15 th November 2019, Hanoi,Vietnam.	Dr Ameer KA	<ul style="list-style-type: none"> Impact of Frozen Section evaluation of Pleuroscopic biopsy in management of pleural effusion
NAPCON 2019 (Joint national conference of Indian chest society & national college of chest physicians), 21 st to 24 th November 2019, Kochi	<p>Dr Arjun P</p> <p>Dr Ameer KA</p> <p>Dr Ganesh B</p> <p>Dr Sujith Varghese Abraham</p> <p>Dr Sharada Nair C</p> <p>Dr Elezabeth Donna Thomas</p> <p>Dr Nishal N</p> <p>Dr Bala P</p>	<ul style="list-style-type: none"> Interpretation of polysomnography including hypnograms (Coordinator of the sleep disorders workshop and conduction PG quiz) Rehabilitation programme after acute exacerbation (Faculty and state coordinator for Pulmonary Rehabilitation and Debate on portable oximetry Vs PSG) Knowledge attitude and practice of primary care Physicians of Trivandrum about management of Obstructive airway diseases Utility of needle core specimen in improving diagnostic yield of EBUS TBNA (Poster) Proportion of 'rem related OSA' in patients with sleep disordered breathing-a cross sectional study (paper) Gender based differences in the clinical and polysomnographic patterns in patients with obstructive sleep apnea Diagnostic accuracy of CB-NAAT in extra pulmonary Tuberculosis (Poster) Searching for a needle in a Haystack

CONFERENCE PARTICIPATIONS

NAME OF THE CONFERENCE	NAME OF THE PARTICIPANTS	DATE & VENUE	ROLE
Ramachandra rapid review in respiratory medicine	Dr Shahna MS Dr Arjun S, Dr Vinu MK	16 th and 17 th Feb 2019, Chennai	Delegate
CME Workshop on COPD & PG update	Dr Arjun S, Dr Vinu MK	23 rd to 24 th Feb 2019, Kochi	Delegate
Pulmocon- 2019 (Scientific programme) 2019	Dr Kesavan Nair V Dr Ameer KA Dr P Arjun	18 th May 2019, Thrissur	Panelists Moderator Workshop faculty & Panelist

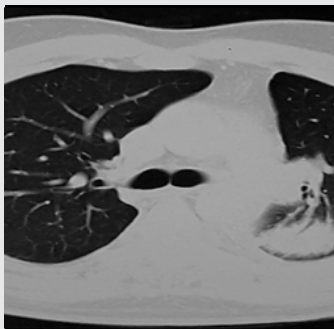
Kerala chapter Indian chest society	Dr Arjun P Dr Ameer KA	29 th and 30 th June 2019, Wayanad	Faculty
Chest Impact-19(American college of chest physicians)	Dr Milan Malik Thaha (Kollam KIMS)	12 th and 13 th July 2019, Spain	Delegate
European Respiratory Society Annual Meeting	Dr Ameer KA Dr Rohith S	28 th September to 3 rd October 2019, Spain	Delegate
Pulmonary medicine review-2019	Dr Elezabeth Donna Thomas Dr Bala P Dr Ganesh B Dr Nishal N Dr Sajjan JM	18 th and 19 th October 2019, Chennai	Delegate
NAPCON 2019 (Joint national conference of Indian chest society & national college of chest physicians)	Dr V Kesavan Nair Dr Preethi V Dr Vineetha K Dr Rohith	21 st to 24 th November 2019, Kochi	Faculty Delegate E-poster Judge
NATCON-2019	Dr P Arjun	21 st and 22 nd December 2019, Chennai	Faculty & Moderator

JOURNAL ABSTRACT

RADIOLOGY PEARL

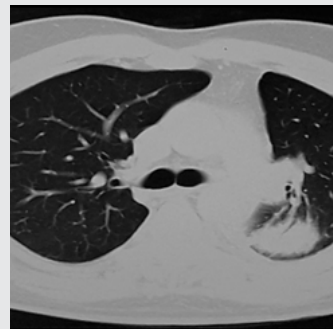
V. Kesavan Nair : Professor & Senior Consultant, Respiratory Medicine, KIMS, Trivandrum.

A male patient in his thirties presented with left sided chest pain and blood-stained sputum. He was a nonsmoker with no history of tuberculosis nor any history of exposure to asbestos. He gave a history of left lower lobectomy for bronchiectasis. As the chest X ray and CT thorax lesion was suggestive of a mass, bronchoscopy was done which yielded only necrotic tissue, So a CT guided biopsy was done. It showed chronic inflammatory cells with no evidence of malignancy.



What is this condition and what is the radiological sign called?

Answer:
'Comet tail' sign
(Blesovsky's syndrome)

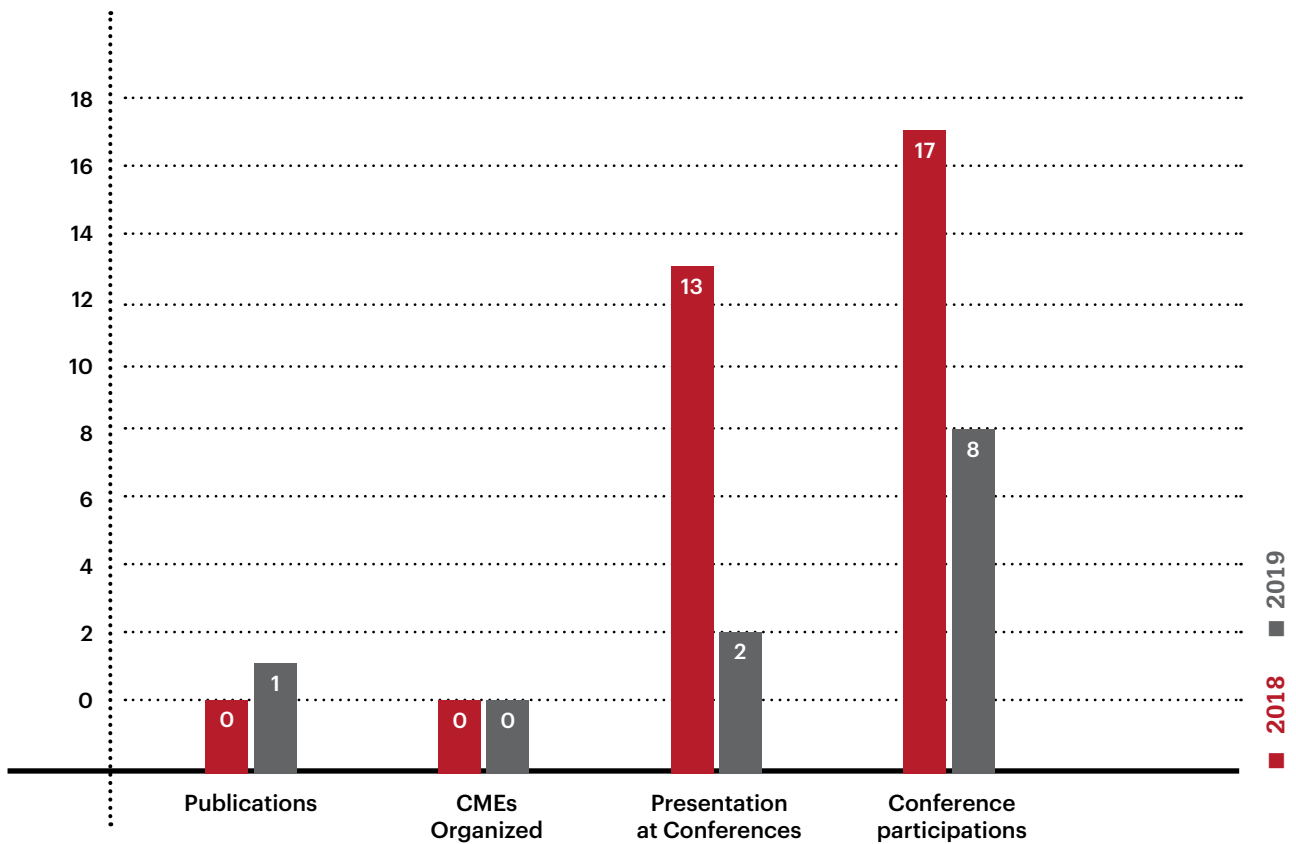


The mass which produced the Comet tail sign could be due to folded pleura. The patient became asymptomatic and is not willing for another surgery

The comet tail sign is seen on CT scans of the chest and consists of a curvilinear opacity that extends from a subpleural "mass" towards the ipsilateral hilum. Distortion of vessels and bronchi that lead to an adjacent area of round atelectasis lead to the comet tail appearance. The distorted bronchovascular bundles appear to be pulled into the mass and thus resemble comet tail. The sign is due to contracted fibrous scarring and shrinking pleural disease with rounded atelectasis. The curvilinear shadows probably reflect the mechanical distortion of the lobe produced by the forcible contraction of the outer pulmonary surface attached to the relatively fixed hilum, resulting in compression of pulmonary tissue along the lines of the intralobar septa. Though asbestosis is found to be the commonest association with comet, it may also be seen in following trauma, pulmonary infarction, pneumonias or rarely as an incidental finding on Chest X-ray. Patients with chest pain may require thoracotomy with removal of the visceral pleura and release of the folded lung which often result in symptom resolution.

Reference: Nair VK. Radiology Pearl. Pulmon, 2019; 21 (2): 86-87.

Department of **SURGICAL GASTROENTEROLOGY**



COMPARISON OF ACADEMIC ACTIVITIES DURING 2018 & 2019

RECOGNITION

- Dr Sindhu RS secured best poster award for the presentation on “Neutrophil lymphocyte ratio and platelet lymphocyte ratio diagnostic testing and predictive values in adenocarcinoma arising in chronic calcific pancreatitis” at the Annual conference of Indian association of surgical gastroenterology held from 9th to 13th October 2019 in New Delhi.

PUBLICATION

- Veerankutty FH, Rather SA, Yeldho V, Zacharia BM, Ali TU, Venugopal B. Totally Laparoscopic Resection of an Extremely Giant Hepatic Hemangioma. *Surg J (N Y)*. 2019 Jul; 5(3): e110–e112.

PAPER PRESENTATIONS

- Dr Vijay HS presented an E Poster Video of “Laparoscopic Median Pancreatectomy” at the IHPBA India 2019 (Indian chapter of International Hepato-Pancreato-Biliary Association), held from 15th to 17th February 2019 in Jaipur.
- Dr Sindhu RS presented a paper on “Neutrophil lymphocyte ratio and platelet lymphocyte ratio diagnostic testing and predictive values in adenocarcinoma arising in chronic calcific pancreatitis” at the IASGCON-2019 (Annual conference of Indian association of surgical gastroenterology), 9th to 13th October 2019, New Delhi.

CONFERENCE PARTICIPATIONS

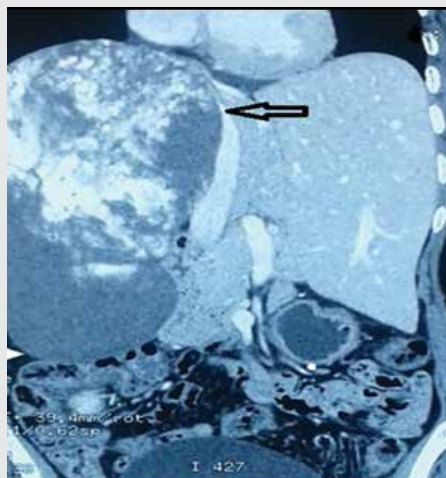
- Dr Varghese Yeldho participated in IASGCON-2019 (Indian association of surgical gastroenterology) conference held from 9th to 13th October 2019 in New Delhi.
- Dr Guruprasath, Dr Dominic Mathew and Dr Varghese Yeldho attended the “International Colorectal Symposium” held from 31st October to 2nd November 2019, Vellore.
- Dr Shabeer Ali TU and Dr Sindhu RS attended the Second annual conference of the liver transplant society of India held from 15th to 17th November 2019 in Kochi and moderated a few sessions.

JOURNAL ABSTRACT

TOTALLY LAPAROSCOPIC RESECTION OF AN EXTREMELY GIANT HEPATIC HEMANGIOMA

Fadl H. Veerankutty, Shiraz Ahmad Rather, Varghese Yeldho, Bincy M. Zacharia, Shabeer Ali TU, Venugopal B.

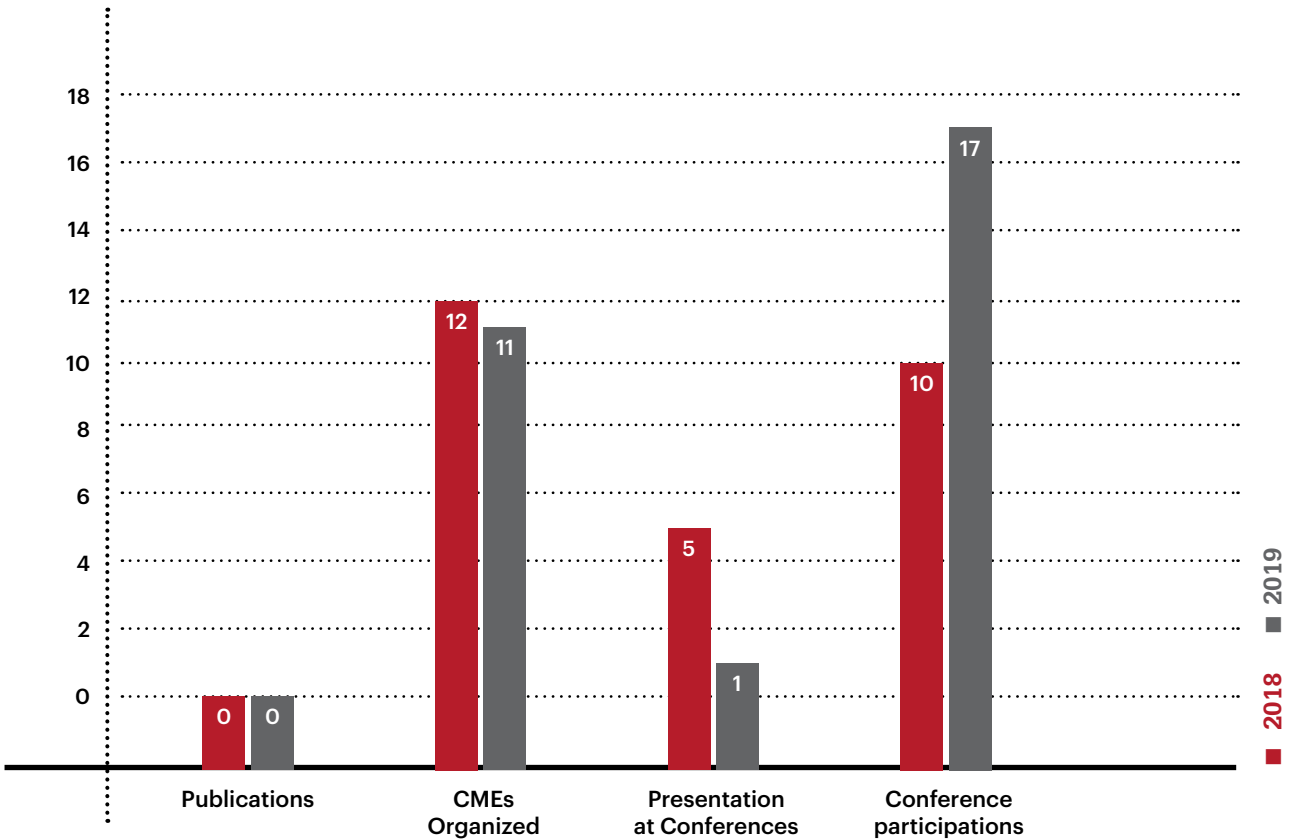
Abstract : Risk of massive intraoperative hemorrhage and the difficulty to control it makes the laparoscopic treatment of giant hepatic hemangiomas (GH) a challenge for minimally invasive hepatobiliary surgeons. Symptomatic GHs of more than 20 cm (extremely giant hepatic hemangiomas) are typically treated with an open resection. There is a paucity of literature on laparoscopic resection of extremely giant hepatic hemangiomas. We describe (with video), here, the technical nuances of pure laparoscopic resection of an extremely giant hepatic hemangioma using modified port positions and the anterior approach.



Contrast enhanced CT scan demonstrates the huge size of hemangioma which occupies almost the entire right lobe. CT, computed tomography. (Open black arrow shows the medial extent and the solid white arrow shows the inferior extent of the hemangioma).

Reverence: Veerankutty FH, Rather SA, Yeldho V, Zacharia BM, Ali TU, Venugopal B. *Totally Laparoscopic Resection of an Extremely Giant Hepatic Hemangioma. Surg J (N Y)*. 2019 Jul; 5(3): e110–e112.

Department of **UROLOGY**



COMPARISON OF ACADEMIC ACTIVITIES DURING 2018 & 2019

CONTINUING MEDICAL EDUCATION PROGRAMMES

NAME OF THE PROGRAMME	TYPE OF PROGRAMME	DATE	NO. OF PARTICIPANTS
Clinical Club Meeting	Internal	16 th January 2019	95
Clinical Club Meeting	Internal	20 th February 2019	76
Clinical Club Meeting	Internal	20 th March 2019	102
Clinical Club Meeting	Internal	17 th April 2019	79
Clinical club meeting	Internal	15 th May 2019	90
Clinical Club Meeting	Internal	19 th June 2019	83
Clinical Club Meeting	Internal	17 th July 2019	113
Clinical club Meeting	Internal	21 st August 2019	88
Clinical Club Meeting	Internal	18 th September 2019	119
Clinical Club Meeting	Internal	16 th October 2019	92
Clinical Club Meeting	Internal	18 th December 2019	90

PAPER PRESENTATIONS

- Dr Renu Thomas presented a paper on “Vascular access for haemodialysis” in the Annual conference of Urological Association of Kerala held on October 2019 in Trivandrum

CONFERENCE PARTICIPATIONS

NAME OF THE CONFERENCE	NAME OF THE PARTICIPANTS	DATE & VENUE	ROLE
USICON 2019(Annual Conference of Urological Society of India)	Dr Vipin Das PR	23 rd to 26 th January 2019, Bhubaneswar	Delegate
Andrology Workshop-2019	Dr Anand Dilip Vakade	9 th to 12 th April 2019, Gujarat	Delegate
Asian institute of Nephrology & Urology Stone Management (AINU) programme	Dr Rathod Krunal Nitinkumar	8 th and 7 th September 2019, Hyderabad	Delegate
Annual conference of south zone Urological Society of India	Dr Renu Thomas Dr Syam K Ramesh	July 2019, Coimbatore	Delegate
Female Urology Workshop	Dr Renu Thomas Dr Syam K Ramesh Dr Vikraman KR Dr Sasidharan K	October 2019, Trivandrum	Delegate
Annual conference of Urological Association of Kerala	Dr Renu Thomas Dr Syam K Ramesh Dr Vikraman KR Dr Sasidharan K Dr Sudin SR Dr Rathod Krunal Nitinkumar Dr Koushal	October 2019, Trivandrum	Delegate



PUBLICATIONS FROM SOCOMER

- Kartha CC. Book Review on Annual Review of Medicine, 2018. Current Science. 2019;117 (2):311-314.
- Manoj M T, Joseph KA, Vijayaraghavan G, Joseph A. Association of social support and myocardial infarction : A case-control study. Ann Clin Cardiol 2019;1:15-9.



RELEASE OF SOCOMER REPORT 2018

KIMS HEALTHCARE MANAGEMENT LTD.

Reg. Office : P B No. 1, Anayara P.O., Trivandrum-695029
T : +91 471 2941000, 2941400 | E : relations@kimsglobal.com
www.kimsglobal.com

INDIA : Trivandrum | Kollam | Kottayam | Perinthalmanna
MIDDLE EAST : Bahrain | Oman | Saudi Arabia | Qatar | UAE